

Franklin®
Electronic Publishers

B·O·O·K·M·A·N®
CARTRIDGE

Total Baseball™
Encyclopedia 1996

User's Guide

BLB-2039

Contents

Welcome to the world of BOOKMAN™! BOOKMAN is a powerful, portable electronic reference with a built-in book and a slot in the back for more books. With this *Total Baseball Encyclopedia* you can find players' career bat-

ting and pitching statistics from 1876-1995. You can also view team batting and pitching statistics, league standings, World Series results, and Award Winners. Simply install this cartridge into your BOOKMAN to get started.

Installing Cartridges & Selecting Books	3
Using the Color Keys	4
Viewing a Demonstration	4
Finding Player Statistics	5
Finding Rookies	6
Finding Team Statistics	7
Correcting Team Names	8
Finding League Standings	8
Finding World Series and Award Winners	9
Finding Bests and Worsts	10
Using Ratios	11
Adding a Limiter	12
Adding Qualifiers	13
Putting It All Together	14
Appendix A: Sample Ratios, Qualifiers, & Limiters	16
Appendix B: Abbreviations	17
Cartridge Care & Optional Features	18

Key Guide

Function Keys

- CLEAR** Clears a request.
- MENU** No effect.
- MAX** **(red)** Types MAX to find maximum statistics.
- MIN** **(green)** Types MIN to find minimum statistics.
- GT/LT** **(yellow)** Types a Greater Than (GT) or Less Than (LT) limiter in a request.
- BAT/PIT** **(blue)** Switches between batting and pitching statistics.
- CARD** Exits the selected book.
- ON/OFF** Turns BOOKMAN on or off.

► Understanding the Color Keys

The color keys (red, green, yellow, and blue) perform the functions listed above only for the BOOKMAN book described in this User's Guide.

Other books have their own color key functions, which are labelled on their cartridges and listed in their User's Guides. For more information, read "Using the Color Keys."

Other Keys

- BACK** Backs up or erases letters.
- ENTER** Enters a request or selects a list item.
- HELP** Shows help messages.
- SPACE** Types a space or pages down in help messages.
- .*** Types a decimal point.

Direction Keys



Moves in indicated direction.



Zooms to the beginning or end of an entry or list.

Star Key Combinations*


- ☆** + **DN** Displays the next or previous year's statistics.
- ☆** + **UP**
- ☆** + **↓** Types a dash.
- ☆** + **↶** Types a slash.
- ☆** + **N** Shifts the top row of letters to type numbers.

*Hold **☆** while pressing the other key.

Installing Cartridges

Warning: Never install or remove a cartridge when your BOOKMAN is turned on. If you do, information that you entered in its built-in book and in an installed cartridge will be erased.

1. Turn **BOOKMAN** off.
2. Turn **BOOKMAN** over.
3. Align the cartridge tabs with the notches in the slot.



4. Press the cartridge until it snaps into place.

► Removing Cartridges

Warning: When you remove a cartridge to install another cartridge, information that you entered in the first cartridge will be erased.

Selecting Books

Once you have installed a cartridge in your BOOKMAN, you must select which book you want to use.

1. Turn **BOOKMAN** on.
2. Press **CARD**.



These are sample books.

3. Press **←** or **→** to highlight the book you want.



4. Press **ENTER** to select it.

► Auto Shutoff & Auto Resume

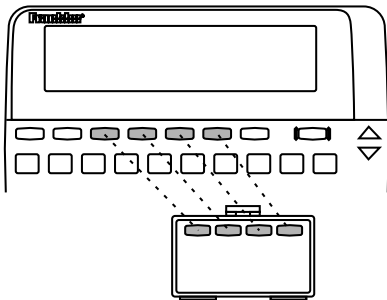
If you forget to turn off your BOOKMAN, it will automatically shut off in two minutes.

Also, you can turn off BOOKMAN at any screen. When you turn BOOKMAN on again, the screen that you last viewed will appear.

Using the Color Keys

The red, green, yellow, and blue keys on your BOOKMAN change functions according to which book is selected.

When the built-in book is selected, the color keys function as labelled on the BOOKMAN keyboard. When a book in a cartridge is selected, the color keys function as labelled on its cartridge.



Viewing a Demonstration

Before you start using this book, you may want to view a demonstration of what it can do.

Once you have installed the cartridge and selected this book, type DEMO and press **(ENTER)** to view the demonstration. If you want to stop the demonstration, press **(CLEAR)**.

► Help is Always at Hand

You can view a help message at any screen by pressing **(HELP)**. Use the direction keys or press **(SPACE)** to read the help text. Then press **(BACK)** to exit help.

To read a tutorial about this book, press **(HELP)** at the REQUEST screen.

► Changing the Contrast

You can change the screen contrast by pressing **(CLEAR)** and then repeatedly pressing **↑** or **↓**.

Finding Player Statistics

You can find a player's pitching and batting statistics by entering the player's name. If a player is primarily a pitcher then his pitching statistics will be displayed first, or if a player is primarily a batter, then his batting statistics will be displayed first.

1. Press **(CLEAR)**.

2. Type a player's name.

```
TYPE YOUR REQUEST...
BABE RUTH..
...THEN PRESS ENTER
```

To erase letters, press **(BACK)** or **↵**.

3. Press **(ENTER)** to view his full name and career totals.

```
▶RUTH, BABE (GEORGE) BL/TL
BATTING-- AB BA HR
TOTALS 3399 .342 714
1914 BOS-A 10 .200 0
```

To find a pitcher's batting statistics, press **(BAT/PIT)**.

Finding Player Statistics

4. Press **↵** repeatedly to view his biographical information.

```
▶BI 2/6/1895 DI 8/15/1948
HOF 1 26 38 R 5
213 2873 506 136 2174 1
2 2 1 0 1 1
```

All Hall of Fame players have HOF to the right of their biographical information.

5. Use the arrow keys to view his statistics.

```
BATTING-- AB BA HR
1914 BOS-A 10 .200 0
1915 BOS-A 92 .315 4
▶1916 BOS-A 136 .272 3
```

6. To zoom directly to the bottom of the page, hold **(CAP)** and then press **↓**.

You may zoom in any direction by holding **(CAP)** and then pressing the appropriate arrow key.

7. Press **(CLEAR)** when done.

▶ Just Follow the Arrows

The flashing arrows on the right of the screen show which arrow keys you can press to move through menus or view more text.

Finding Player Statistics

► More About Entering Names

You can enter players by their first and last name, last and first name, last name alone, or even by first or nickname alone (e.g. MEL OTT, OTT MEL, OTT, or MEL). NOTE: By entering only a player's first or last name, the encyclopedia will find all of the players who share that name.

► Correcting Players Names

If you misspell a player's name, or type a name that is ambiguous or unclear, don't worry. This encyclopedia will give you a list of matches and corrections to the name you entered.

For example, type RIPKEN and press **ENTER**. All of the players who have shared the name Ripken will be listed. Use the arrow keys to move the pointer to the desired player, and press **ENTER** to select that player.

Finding Rookies

Every player in this encyclopedia is listed alphabetically by the year they began playing major league baseball. Here is how to find all of the rookies for a given year.

1. Type the desired year (e.g., 1994).
2. Press **ENTER**.

```
MACRE, MARK BR/TR: B: 9/16/  
PITCHING-- IP ERA WL  
TOTALS: 86.1 4.80 6 3  
1994 OAK--A 34.1 3.41 5 1
```

3. Use the arrow keys to view player's statistics.
4. Hold **☆** and press **DN** to view the next rookie listed alphabetically. Or, hold **☆** and press **UP** to view the previous one.
5. Press **CLEAR** when done.

► More About Finding Rookies

In addition, while viewing *any* player's statistics you can view statistics of other players who were rookies the same year, by holding **☆** and pressing **UP** or **DN**. For example, you can look up a player (e.g., Nolan Ryan) and discover which players began their career during the same year.

Finding Team Statistics

To find a team's annual batting and pitching statistics, enter a team and a year. A team can be a team's name (e.g., *CUBS*), city (e.g., *CHICAGO*), or city abbreviation (e.g., *CHI*). If you don't enter a year, you'll view the team's statistics for the first year of a team's operation.

1. At the Request screen, type a team name and a year.

```
TYPE YOUR REQUEST...
PHILLIES 1980
...THEN PRESS ENTER
```

To type the year, press plus the numbered keys.

2. Press .

```
▶ 1980 PHILADELPHIA PHILLIES
BATTING-- AB
TOTALS: 5625
ROSE, PETE 655
```

To view more team batting totals, press .

3. Press to view individual batting statistics.

Finding Team Statistics

4. Press to view team pitching statistics.

```
▶ 1980 PHILADELPHIA PHILLIES
PITCHING-- IP
TOTALS: 1480.0
CARLTON, STEVE 304.0
```

5. Press repeatedly to view team members' pitching statistics.
6. To view the following year's statistics hold and press .

To view the previous year's statistics hold and press .

7. Press when done.

▶ Player Statistics from Team List

When viewing team statistics, you can view players' career and annual statistics simply by pressing when the pointer is next to their name.

You also can find team statistics from individual player statistics by pressing when the desired year is marked.

Correcting Team Names

If you enter a city or team name that is ambiguous or unclear, this encyclopedia will give you a list of teams from which to choose.

1. Type **BRAVES** and press **ENTER**.

```
▶ TEAM CHOICES
1953-95 MIL BRAVES (NL)
1878-1952 BOS BRAVES (NL)
1966-95 ATL BRAVES (NL)
```

A list of team choices appears.

2. Use the arrow keys to mark **1966-95 ATL BRAVES**.

3. Press **ENTER** to view team statistics.

```
▶1966 ATLANTA BRAVES (NL)
BATTING-- AB
TOTALS: 5617
AOU: FELIPE 666
```

4. Press **CLEAR** when done.

▶ Misspelling Team Names

If you misspell a team or city name (e.g., YANKIES), you will view a list of players whose names are close to what you entered (e.g., HUGH YANCY, GEORGE YANKOWSKI, & YANK TERRY).

Finding League Standings

League standings include number of wins, number of losses, won/loss percentage (PCT), and games behind first place (GB).

Eastern Division records are shown first, the Central Division second, and the Western Division last, when applicable.

1. Type **NL** or **AL** and a year.

```
TYPE YOUR REQUEST...
AL 93...
...THEN PRESS ENTER.
```

Type a space between the league and a year. To type the year hold the **☆** key and press the number keys.

2. Press **ENTER**.

3. Press **↓** repeatedly to view the standings.

```
▶1993 AL EAST
TEAM W L PCT GB
BLUE JAYS 95 67 .586 ---
YANKEES 88 74 .543 7.0
```

4. Press **ENTER** to view a marked team's statistics for that year.

Finding League Standings

- To view a previous year hold** **and press** . **To view the following year's standings hold** **and press** .
- Press** **when done.**

► More About Standings

You can find teams' won/loss records and winning percentages over several seasons by entering their league and a year range. For example, enter *NL 1990-1995*.

Finding World Series and Award Winners

You can find awards and achievements with this encyclopedia. NOTE: You will not be able to find a listing for the 1994 World Series due to the 1994 baseball strike.

1. Type one of the following requests (e.g., AW 1974):

To View...

World Series Results

All Award Winners

Hall of Fame Players

Type...

WS + year

AW + year

HOF

2. Press .

```
AWARDS FOR 1974:  
AL CY: CATFISH HUNTER  
NL CY: MIKE MARSHALL  
AL MVP: JEFF BURROUGHS
```

NOTE: The next two steps do not apply to World Series results.

- Press** **to move down the list.**
- Press** **to view a marked player's statistics.**

NOTE: The next step does not apply to the Hall of Fame player list.

- To view the next or previous year hold** **and press** **or** .
- Press** **when done.**

Finding Bests and Worsts

You can find a list of the up to 50 best or worst players for a specific statistic by using the MAX and MIN keys followed by a stat abbreviation.

NOTE: A list of all of the stat abbreviations that can be used in a request can be found in “Appendix B Abbreviations”.

1. Press **MAX** and then type a stat abbreviation.

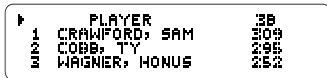


```
TYPE YOUR REQUEST...
MAX 3B
...THEN PRESS ENTER
```

The space after MAX is typed automatically.

Instead of pressing the **MAX** button, you may type it.

2. Press **ENTER**.



```
1  PLAYER          3B
2  CRAWFORD, SAM   309
3  COBB, TY        295
4  WAGNER, HONUS   252
```

3. Press **↓** to view the players in the list.
4. Hold **CAP** and press **↓** to go to the bottom of the list.

Finding Bests and Worsts

5. Use the arrow keys to move the pointer to the desired player.
6. Press **ENTER** to view his career statistics.
7. Press **CLEAR** when done.

► Biographical Information

You can request player lists using biographical stat abbreviations: HT for Height, WT for Weight, and AGE for Age. For example, enter MAX WT to view baseball's heavyweights.

Using Ratios

A ratio is one stat abbreviation divided by another. You can type a ratio rather than a single stat abbreviation after MAX or MIN in your requests.

However,

- you can't divide a batting stat abbreviation by a pitching stat abbreviation or vice versa (e.g. AB/IP), *and*
- you can't use stat abbreviations in ratios that are already ratios (i.e., BA, ERA, SLG).

1. Press **MAX** and then type a ratio.

```
TYPE YOUR REQUEST...
MAX HR/AB
...THEN PRESS ENTER
```

To type a /, hold **☆** and press **↵**.

2. Press **ENTER**.

```
▶ PLAYER:
1 O'CONNOR, FRANK
2 STUART, LUKE
3 BITTIGER, JEFF
```

3. Use the arrow keys to view the players and their ratios.

Using Ratios

4. To view a player's career statistics, press **ENTER** when his name is marked.

5. Press **CLEAR** when done.

► About Infinite Ratios

The value of a ratio is infinite when its denominator is zero. For example, if you enter MAX W/L, then press **↵** to view the statistics, you'll see this:

```
▶ PLAYER           W/L  W  L
   ELD, BEN         INF  4  0
   EZ, YORKIS      INF  4  0
   VER, DARRIN     INF  4  0
```

INF (infinite) means that Ben Shields and others never lost a game.

► Using Ratios Realistically

When you type requests with ratios, you'll often want to limit the denominator to view players with significant at-bats, innings pitched, and so on. Read "Adding a Limiter" to learn how.

Adding a Limiter

To limit the statistical range of your requests, type a limiter following MAX or MIN and the stat abbreviation or ratio. A limiter searches for statistics that are greater than or less than a particular number. Requests with limiters always have this structure:

**MAX or MIN + a stat abbreviation
or ratio + a stat abbreviation +
GT or LT + a number**

In this example, we'll find the players with the most home runs (MAX HR) who had less than 150 at bats (AB LT 150).

1. Press **(MAX)** or **(MIN)**, type a stat abbreviation or ratio, and then type a limiter.



You can either type GT or LT or press **(GT/LT)**. To get GT press the button once; to get LT press the button twice.

2. Press **(ENTER)**.
3. Use the arrow keys to view the list.

Adding a Limiter

► Understanding Limiters

Each limiter must be preceded by its own stat abbreviation, even when that stat abbreviation or ratio is the same as the one following MAX or MIN. For example, to view the players with the most home runs who have at least 500 home runs, you would need to enter MAX HR HR GT 499. Notice the second HR.

When you're limiting a ratio, you'll usually want to limit the denominator. For example, to view the players with the best home-run-to-at-bats ratio who have at least 1000 career at-bats, you would enter MAX HR/AB AB GT 1000.

► Limiting Biographical Statistics

Type weight in pounds, height in inches (e.g., 67 for players who are 5'7"), and age in years.

In a given season, each player's age is determined by how old that player is on July 1. So a player who is 24 years old on June 30, is considered 24 years old for the entire season.

Adding Qualifiers

You can also limit a request with one or more qualifiers. Qualifiers limit an entry to a specific quality (e.g., a team or a year.)

► Team Qualifiers

To narrow your lists to a single team, add a team qualifier to your requests.

You can type only one team qualifier in a request. If you enter a team that has had more than one home city, or if you enter a city which has more than one team, you'll see a list of team choices first.

1. Press **(MAX)** or **(MIN)**, type a stat abbreviation or ratio, and then type a team qualifier.

```
TYPE YOUR REQUEST...
MAX SO METS
...THEN PRESS ENTER
```

2. Press **(ENTER)**.

```
▶ 1 PLAYER
  2 SEAVIER, TOM
  3 GOODEN, DWIGHT
  4 KOOSMAN, JERRY
```

3. Use the arrow keys to view more statistics.

4. Press **(CLEAR)** when done.

Adding Qualifiers

► Year Qualifiers

You can use year qualifiers to limit your request to a specific time frame. Here are some examples.

Qualifiers	Examples
a single year	1969
a starting year	1945–
an ending year	–1900
a year range	1980–89

1. Press **(MAX)** or **(MIN)**, type a stat abbreviation or ratio, and type a year qualifier.

```
TYPE YOUR REQUEST...
MAX HR/AB 70-85
...THEN PRESS ENTER
```

To type a dash hold **(*)** and press **(↓)**.

2. Press **(ENTER)**.
3. Use the arrow keys to view more statistics.

```
▶ 1 PLAYER
  2 CLAREY, DOUG
  3 KEEDY, PAT
  4 MURPHY, DANNY
```

Adding Qualifiers

► Other Qualifiers

You can also narrow your lists by adding some of these qualifiers to your requests.

Qualifier Meaning

AL, NL	American or National League
BR, BL, BS	bats right, left, or switch
HOF, NHOF	Hall of Famers or not
QUAL	qualifier for league leader title
P	pitchers
SS	any single season
TR, TL	throws right or left

1. Press **MAX** or **MIN**, type a stat abbreviation or ratio, and then type other qualifiers.

```
TYPE YOUR REQUEST...
MAX HR NL NHOF SS
...THEN PRESS ENTER
```

2. Press **ENTER**.

```
PLAYER
1 FOSTER, GEORGE 1977
2 KLUSZEWSKI, TED 1954
3 DAWSON, ANDRE 1987
```

3. Use the arrow keys to view more statistics.

4. Press **CLEAR** when done.

Putting It All Together

To find highly specific lists, add a limiter *and* some qualifiers to your requests. You can add a limiter, a team qualifier, and as many other qualifiers as make sense, up to 48 characters. Your qualifiers can be in any order.

Advanced requests often will produce a list of fewer than 50 players. In this example, we'll find pitchers with the lowest earned run averages (MIN ERA), who pitched more than 500 innings (IP GT 500), played for the Cubs (CUBS), played from 1980 through 1989 (80-89), and threw right-handed (TR).

1. Type the following request:
MIN ERA IP GT 500 CUBS 80-89 TR.

```
TYPE YOUR REQUEST...
MIN ERA IP GT 500 CUBS 80-89 TR
...THEN PRESS ENTER
```

```
TYPE YOUR REQUEST...
IP GT 500 CUBS 80-89 TR
...THEN PRESS ENTER
```

Putting It All Together

2. Press **ENTER**.



3. Use arrow keys to view players and statistics.

4. Press **ENTER** to view a player's career statistics.

5. Press **CLEAR** when done.

► Bad Requests

If you see the “Bad Request” message, check the following:

- that you typed correct stat abbreviations
- that your ratio doesn't mix batting and pitching stat abbreviations or contain another ratio (e.g., ERA, SLG, etc.).
- that your request contains no more than one limiter.

► Sample Advanced Requests

- MIN BA HR GT 30 SS
- MAX SO ERA GT 4.5
- MAX W/L IP GT 2000 NL
- MAX HR WT LT 151 SS

Resetting BOOKMAN

If the BOOKMAN keyboard fails to respond, or if its screen performs erratically, first press **CLEAR** and then press **ON/OFF** twice. If nothing happens, follow the steps below to reset it.

Warning: Pressing the reset button with more than very light pressure may permanently disable your BOOKMAN. In addition, resetting BOOKMAN erases settings and information entered into its built-in book, and in an installed cartridge.

1. Hold **CLEAR** and press **ON/OFF**.

If nothing happens, try Step 2.

2. Use a paper clip to gently press BOOKMAN's reset button.

► Troubleshooting BOOKMAN

- Make sure your cartridge, if any, is installed correctly.
- Check that the cartridge's metal contacts are dirt-and dust-free.

Appendix A: Sample Ratios, Qualifiers, & Limiters

Sample Ratios

Batting	Pitching	Biographical
HR/AB	W/L	HR/WT
R/AB	SO/IP	RBI/WT
RBI/AB	BB/IP	3B/WT
RBI/H	SO/BB	HR/AGE
3B/AB	SO/H	SO/HT
Team	Year	Other
team name	single year	SS
city	starting year	AL, NL
city abbreviation	ending year	BL, BR, BS
name + city	year-range	TR, TL
		QUAL
		HOF, NHOF
		P
Greater Than	Less Than	
GT	LT	

Qualifiers

Limiters

(only one per request)

* You are not limited to the sample ratios listed on this page

Appendix B: Abbreviations

Here are the abbreviations that you can use in your requests with the Total Baseball Encyclopedia.

Batting Stat Abbreviations

at-bats	AB
batting average	BA
doubles	2B
hits	H
home runs	HR
runs batted in	RBI
runs scored	R
slugging average	SLG
stolen bases	SB
total bases	TB
triples	3B

Biographical Stat Abbreviations

age	AGE
height	HT
weight	WT

Other Abbreviations

American League	AL
bats left	BL
bats right	BR
Hall of Famer	HOF
National League	NL
not Hall of Famer	NHOF
Rookie of the Year	ROY
switch hitter	BS
throws left	TL
throws right	TR

Pitching Stat Abbreviations

earned run average	ERA
earned runs	ER
hits allowed	H
innings pitched	IP
losses	L
saves	S
strikeouts	SO
walks	BB
wins	W

Cartridge Care

- **Do not damage the contacts on the cartridges or slot.**
Caution: Touching these electrical contacts with statically charged objects, including your fingers, could erase information entered in a cartridge or built-in book.



- **Do not put excessive pressure on the cartridges.**



- **Do not expose the cartridges to heat, cold, or liquids.**



Optional Features



AC adaptor jack: Your BOOKMAN may be equipped with a standard 3.5 mm jack for use with a 9-volt, 200-300 milliamp AC/DC adaptor.



This symbol indicates that the inner core of the plug of an AC adaptor is negative and that the outer part of the plug is positive. If your AC/DC adaptor does not have this symbol, confirm its compatibility at its place or purchase.

Headphone jack: Your BOOKMAN may also have a 3.5 mm stereo headphone jack for use with a standard impedance 8 Ohm headset.

Specifications

Model BLB-2039

- size 5.9 x 4.2 x 0.6 cm
- weight 0.4 oz.

© 1995 Franklin Electronic Publisher, Inc., Burlington, NJ 08016-4907 USA. All rights reserved.

© 1992-1995 Peter Palmer. All rights reserved.

Total Baseball is a trademark of Total Baseball, used under license
U.S. Patents 4,490,811; 4,830,618;
5,321,609; 5,113,340; 5,396,606; 5,218,536
Euro. Patent 0 136 379.
Deutsch Pats. No. M9409743.7;
M9409744.5; PATENTS PENDING.

FCC Notice: Complies with the limits for a Class B computing device pursuant to Subpart B of part 15 of FCC Rules. Operation is subject to the following two conditions: (1) This device may not cause harmful interference; and (2) This device must accept any interference received, including interference that may cause undesired operation.

ISBN 1-56712-245-0

Limited Warranty (U.S. only)

FRANKLIN warrants to you that the BOOKMAN PRODUCT will be free from defects in materials and workmanship for one year from purchase. In the case of such a defect in your BOOKMAN PRODUCT, FRANKLIN will repair or replace it without charge on return, with purchase receipt, to the dealer from which you made your purchase or Franklin Electronic Publishers, Inc., One Franklin Plaza, Burlington, NJ 08016-4907, within one year of purchase. Alternatively, FRANKLIN may, at its option, refund your purchase price.

Data contained in the BOOKMAN PRODUCT may be provided under license to FRANKLIN. FRANKLIN makes no warranty with respect to the accuracy of data in the BOOKMAN PRODUCT. No warranty is made that the BOOKMAN PRODUCT will run uninterrupted or error free. You assume all risk of any damage or loss from your use of the BOOKMAN PRODUCT.

This warranty does not apply if, in the sole discretion of FRANKLIN, the BOOKMAN PRODUCT has been tampered with, damaged by accident, abused, misused, or misapplication, or as a result of service or modification by any party, including any dealer, other than FRANKLIN. This warranty applies only to products manufactured by or for FRANKLIN. Batteries, corrosion, or battery contacts and any damage caused by batteries are not covered by this warranty. NO FRANKLIN DEALER, AGENT, OR EMPLOYEE IS AUTHORIZED TO MAKE ANY ADDITIONAL WARRANTY IN THIS REGARD OR TO MAKE ANY MODIFICATION OR EXTENSION OF THIS EXPRESS WARRANTY.

THE FOREGOING WARRANTY IS EXCLUSIVE AND IS IN LIEU OF ALL OTHER EXPRESS OR IMPLIED WARRANTIES, WRITTEN OR ORAL, INCLUDING, BUT NOT LIMITED TO, WARRANTIES OF MERCHANTABILITY OR FITNESS FOR A PARTICULAR PURPOSE. YOUR SOLE AND EXCLUSIVE REMEDY SHALL BE FRANKLIN'S OBLIGATION TO REPLACE OR REFUND AS SET FORTH ABOVE IN THIS WARRANTY. Some States do not allow the exclusion of implied warranties, or limitations on how long a warranty lasts. This warranty gives you specific rights; you may also have additional rights which vary from State to State. This warranty shall not be applicable to the extent that enforcement of any provision may be prohibited by applicable law. FRANKLIN SHALL IN NO EVENT BE LIABLE TO YOU OR TO ANY OTHER PERSON FOR ANY SPECIAL, INCIDENTAL, OR CONSEQUENTIAL DAMAGES, OR ANY OTHER INDIRECT LOSS OR DAMAGE, ARISING OUT OF YOUR PURCHASE, THE MANUFACTURE OR SALE OF THE BOOKMAN PRODUCT, THIS LICENSE, OR ANY OBLIGATION RESULTING THEREFROM OR THE USE OR PERFORMANCE OF THE BOOKMAN PRODUCT UNDER ANY LEGAL THEORY, WHETHER BREACH OF CONTRACT, TORT, STRICT LIABILITY OR ANY OTHER CAUSE OF ACTION OR PROCEEDING, WHICH DAMAGES SHALL INCLUDE, BUT NOT BE LIMITED TO, LOST PROFITS, DAMAGES TO PROPERTY, OR PERSONAL INJURY (BUT ONLY TO THE EXTENT PERMITTED BY LAW). FRANKLIN'S ENTIRE LIABILITY FOR ANY CLAIM OR LOSS, DAMAGE, OR EXPENSE FROM ANY SUCH CAUSE SHALL IN NO EVENT EXCEED THE PRICE PAID FOR THE BOOKMAN PRODUCT. THIS CLAUSE SHALL SURVIVE FAILURE OF AN EXCLUSIVE REMEDY. This license and warranty is governed by the laws of the United States and the State of New Jersey.

Index

- Abbreviations** 17
- AC adaptor jack** 18
- Adding**
 - a limiter 12
 - qualifiers 13
- Advanced requests** 14
- Arrows, following** 5
- Auto resume** 3
- Auto shutoff** 3
- Award winners** 9
- Bad requests** 15
- Bests & worsts, finding** 10
- Biographical information** 10
- Biographical statistics, limiting** 12
- BOOKMAN, resetting & troubleshooting** 15
- Cartridges, installing & removing** 3
- Color keys**
 - understanding 2
 - using 4
- Contrast, changing** 4
- Correcting misspellings** 6
- Demonstration, viewing a** 4
- Direction keys** 2
- Entering names** 6
- Finding**
 - award winners 9
 - bests & worsts 10
 - Hall of Fame players 9
 - player statistics 5
 - team statistics 7
 - winners 9
 - World Series results 9
- Finding league standings** 8
- Function keys** 2
- Hall of Fame players** 9
- Headphone jack** 18
- Help, using** 4
- Infinite ratios** 11
- League standings, finding** 8
- Limiter, adding a** 12
- Limiters**
 - sample 16
 - understanding 12
- Limiting biographical statistics** 12
- Marking**
 - players 6
 - teams 7

Index

Matching

- players 6
- teams 8

MAX 10

MIN 10

Misspelling

- correcting 6
- team names 8

moving the pointer 6

Other keys 2

Player, matching 6

Player statistics, finding 5

Player statistics from team list 7

Qualifiers

- adding 13
- other 14
- sample 16
- team 13
- year 13

Ratios

- sample 16

using 11

Rookies, finding 6

Sample limiters 16

Sample qualifiers 16

Sample ratios 16

Star key combinations 2

Stat abbreviation, 10, 17

Statistics

- player 5
- team 7

Team qualifiers 13

Team statistics, finding 7

Teams, matching 8

Tutorial, reading 4

Using

- MAX and MIN 10
- ratios 11

Winners, finding 9

World series results 9

Year qualifiers 13

Zooming 2, 5

License Agreement

READ THIS LICENSE AGREEMENT BEFORE USING ANY BOOKMAN CARTRIDGE.

YOUR USE OF THE BOOKMAN CARTRIDGE DEEMS THAT YOU ACCEPT THE TERMS OF THIS LICENSE. IF YOU DO NOT AGREE WITH THESE TERMS, YOU MAY RETURN THIS PACKAGE WITH PURCHASE RECEIPT TO THE DEALER FROM WHICH YOU PURCHASED THE BOOKMAN CARTRIDGE AND YOUR PURCHASE PRICE WILL BE REFUNDED. BOOKMAN CARTRIDGE means the software product and documentation found in this package and FRANKLIN means Franklin Electronic Publishers, Inc.

LIMITED USE LICENSE

All rights in the BOOKMAN CARTRIDGE remain the property of FRANKLIN. Through your purchase, FRANKLIN grants you a personal and nonexclusive license to use the BOOKMAN CARTRIDGE on a single FRANKLIN BOOKMAN at a time. You may not make any copies of the BOOKMAN CARTRIDGE or of the data stored therein, whether in electronic or print format. Such copying would be in violation of applicable copyright laws. Further, you may not modify, adapt, disassemble, decompile, translate, create derivative works of, or in any way reverse engineer the BOOKMAN CARTRIDGE. You may not export or reexport, directly or indirectly, the BOOKMAN CARTRIDGE without compliance with appropriate governmental regulations. The BOOKMAN CARTRIDGE contains Franklin's confidential and proprietary information which you agree to take adequate steps to protect from unauthorized disclosure or use. This license is effective until terminated. This license terminates immediately without notice from FRANKLIN if you fail to comply with any provision of this license.



Franklin®

Electronic Publishers

www.franklin.com