

Franklin®

BOOKMAN®

ELECTRONIC BOOK CARD

**Total Baseball™
Encyclopedia 1997**

USER'S GUIDE

BLB-2069

License Agreement

READ THIS LICENSE AGREEMENT BEFORE USING ANY BOOKMAN ELECTRONIC BOOK.

YOUR USE OF THE BOOKMAN ELECTRONIC BOOK DEEMS THAT YOU ACCEPT THE TERMS OF THIS LICENSE. IF YOU DO NOT AGREE WITH THESE TERMS, YOU MAY RETURN THIS PACKAGE WITH PURCHASE RECEIPT TO THE DEALER FROM WHICH YOU PURCHASED THE BOOKMAN ELECTRONIC BOOK AND YOUR PURCHASE PRICE WILL BE REFUNDED. BOOKMAN ELECTRONIC BOOK means the software product, hardware, and documentation found in this package and FRANKLIN means Franklin Electronic Publishers, Inc.

LIMITED USE LICENSE

All rights in the BOOKMAN ELECTRONIC BOOK remain the property of FRANKLIN. Through your purchase, FRANKLIN grants you a personal and nonexclusive license to use the BOOKMAN ELECTRONIC BOOK on a single FRANKLIN BOOKMAN at a time. You may not make any copies of the BOOKMAN ELECTRONIC BOOK or of the preprogrammed data stored therein, whether in electronic or print format. Such copying would be in violation of applicable copyright laws. Further, you may not modify, adapt, disassemble, decompile, translate, create derivative works of, or in any way reverse engineer the BOOKMAN ELECTRONIC BOOK. You may not export or reexport, directly or indirectly, the BOOKMAN ELECTRONIC BOOK without compliance with appropriate governmental regulations. The BOOKMAN ELECTRONIC BOOK contains Franklin's confidential and propriety information which you agree to take adequate steps to protect from unauthorized disclosure or use. This license is effective until terminated. This license terminates immediately without notice from FRANKLIN if you fail to comply with any provision of this license.

Contents





Welcome to the world of BOOK-MAN®! With your new *Total Baseball Encyclopedia* book card you can find career batting and pitching statistics for players from 1876-1996. You can

also view team batting and pitching statistics, league standings, World Series results, and Award Winners. Read this User's Guide to learn how.


Installing a Book Card and Selecting a Book	3
Using the Color Keys and Viewing a Demonstration	4
Finding Player Statistics	5
Finding Rookies	6
Finding Team Statistics	7
Correcting Team Names	8
Finding League Standings	8
Finding World Series and Award Winners	9
Finding Bests and Worsts	10
Using Ratios	11
Adding a Limiter	12
Adding Qualifiers	13
Putting It All Together	14
Appendix A: Sample Ratios, Qualifiers, & Limiters	16
Appendix B: Abbreviations	17
Book Card Care	18
Specifications	18
Limited Warranty (U.S. only)	19

Key Guide

Color Keys

-  **(red)** Types MAX to find maximum statistics.
-  **(green)** Types MIN to find minimum statistics.
-  **(yellow)** Types a Greater Than (GT) or Less Than (LT) limiter in a request.
-  **(blue)** Switches between batting and pitching statistics.

Direction Keys










-  Moves in indicated direction.

► Understanding the Color Keys
















The color keys (red, green, yellow, and blue) perform the functions listed above only for the BOOKMAN book described in this User's Guide.

Other books have their own color key functions, which are labelled on their book cards and listed in their User's Guides. For more information, read "Using the Color Keys."

Other Keys

-  Backs up or erases letters.
-  Exits the book you are reading.
-  Clears your requests.
-  Enters a request or selects a list item.
-  Shows help messages.
-  No effect.
-  Turns BOOKMAN on or off.
-  Types a space or pages down in help messages.
-  Types a decimal point.

Key Combinations*


-  +  or  Shows the next or previous group of statistics.
-  +  Types a dash (–).
-  +  Types a slash (/).
-  +  Locks and unlocks the numbered keys.
-  +  or  Zooms down or up.
-  +  or  Zooms left or right.

*Hold the first key while pressing the other key.

Installing a Book Card

Warning: Never install or remove a book card when your BOOKMAN is turned on. If you do, information that you entered in its built-in book, as well as in any other installed book card may be erased.

1. Turn your **BOOKMAN** off.
2. Turn your **BOOKMAN** over.
3. Align the tabs of the book card with the notches in the slot.



4. Press the book card down until it snaps into place.

▶ Removing Book Cards

Warning: When you remove a book card to install another, information that you entered in the removed book card may be erased.

Selecting a Book

Once you have installed a book card in your BOOKMAN, you can select which book you want to use.

1. Turn your **BOOKMAN** on.
2. Press **CARD**.



These are sample books.

3. Press **←** or **→** to highlight the book you want to use.



4. Press **ENTER** to select it.

▶ Auto Shutoff and Auto Resume

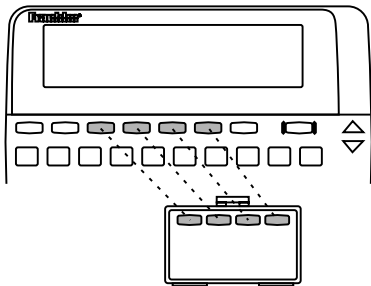
If you forget to turn off your BOOKMAN, it will automatically shut off in two minutes.

Also, you can turn off your BOOKMAN at any screen. When you turn your BOOKMAN on again, the screen that you last viewed appears.

Using the Color Keys

The red, green, yellow, and blue keys on the top row of your BOOKMAN change their functions according to which book you have selected.

If you have selected the built-in book, the color keys function as labeled on the BOOKMAN keyboard. If you have selected a book card, the color keys function as labeled on that card.



Remember, when you have selected a book card, the color keys function as labeled on that card, not as on the keyboard.

Viewing a Demonstration

Before you start using this book, you may want to view a demonstration of what it can do.

Once you have installed the book card and selected this book, type *DEMO* and press **ENTER** to view the demonstration. If you want to stop the demonstration, press **CLEAR**.

► Changing the Contrast

You can change the screen contrast by pressing **CLEAR** and then repeatedly pressing **↑** or **↓**.

► Help is Always at Hand

You can view a help message at any screen by pressing **HELP**. Use the direction keys or press **SPACE** to read the help text. Then press **BACK** to exit the message.

To read a tutorial about this book, press **HELP** at the Request screen. Use the Direction keys to move the pointer to a topic and then press **ENTER**. Use the direction keys or press **SPACE** to read the help message. Then press **BACK** to exit.

Finding Player Statistics

You can find a player's pitching and batting statistics by entering the player's name. If a player is primarily a pitcher then his pitching statistics will be displayed first, or if a player is primarily a batter, then his batting statistics will be displayed first.

1. Press **CLEAR**.

2. Type a player's name.

```
TYPE YOUR REQUEST...
BABE RUTH..
...THEN PRESS ENTER
```

To erase letters, press **BACK** or ↵.

3. Press **ENTER** to view his full name and career totals.

```
RUTH, BABE (GEORGE) BL/TL
BATTING-- AB BA HR
TOTALS: 3399 342 714
1914 BOS-A 10 .200 0
```

To find a pitcher's batting statistics, or a batter's pitching statistics, if any, press **BAT/PI** (the blue key).

4. Press ↵ repeatedly to view his biographical information.

Finding Player Statistics

```
HOF: 2/6/1895 D: 8/16/1948
BAT  H  2B  3B  R  S
213 2873 506 136 2174 1
2 2 1 0 1 1
```

All Hall of Fame players have HOF to the right of their biographical information.

5. Use the arrow keys to view his statistics.

```
BATTING-- AB BA HR
1914 BOS-A 10 .200 0
1915 BOS-A 92 315 4
1916 BOS-A 136 272 3
```

6. To zoom directly to the bottom of the statistics, hold **CAP** and then press ↓.

You can also zoom in any direction by holding **CAP** and then pressing the appropriate arrow key.

7. To find statistics for the player's team, press **ENTER** when the desired year is marked.

8. Press **CLEAR** when finished.

► Just Follow the Arrows

The flashing arrows on the right of the screen show which arrow keys you can press to move around the screen.

Finding Player Statistics

► More About Entering Names

You can enter players by their first and last name, last and first name, last name alone, or even by first name or nickname alone (e.g. *MEL OTT*, *OTT MEL*, *OTT*, or *MEL*). Note: By entering only a player's first or last name, the encyclopedia will find all of the players who share that name.

► Correcting Players' Names

If you misspell a player's name, or type a name that is ambiguous or unclear, don't worry. This encyclopedia automatically provides a list of corrections. Use the arrow keys to move the pointer to the desired player, and then press **(ENTER)** to select that player. For example, type *RODRIGUEZ* and press **(ENTER)**. All of the players who have shared the name Rodriguez are listed.

► Typing Numbers

To type numbers, hold **(☆)** and press the numbered keys. To lock the numbered keys, hold **(☆)** and press **(N)**. To unlock the numbered keys, hold **(☆)** and press **(N)** again.

Finding Rookies

Every player in this encyclopedia is listed alphabetically by the year he began playing major league baseball. Here is how to find all of the rookies for a given year.

1. Type the desired year. For example, type 1954.

2. Press **(ENTER).**

```
PARSON, HANK (HENRY) BR/TR
BATTING-- AB BA HR
TOTALS-- 12264 205 755
1954 MIL-N 468 280 13
```

3. Use the arrow keys to view player's statistics.

4. Hold **(☆) and press **(DN)** to view the next rookie listed alphabetically.**

To view a previous rookie, hold **(☆)** and press **(UP)**.

5. Press **(CLEAR) when finished.**

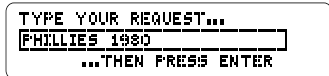
► More About Finding Rookies

In addition, while viewing *any* player's statistics you can view statistics of other players who were rookies the same year, by holding **(☆)** and pressing **(UP)** or **(DN)**. For example, you can look up a player (e.g., Nolan Ryan) and discover which players began their career during the same year.


Finding Team Statistics

To find a team's batting and pitching statistics for a certain year, enter a team and a year. A team can be a team's name (e.g., *CUBS*), city (e.g., *CHICAGO*), or city abbreviation (e.g., *CHI*). If you don't enter a year, you will see statistics for the first year of a team's operation.

1. At the Request screen, type a team name and a year.



```
TYPE YOUR REQUEST...
PHILLIES 1980
...THEN PRESS ENTER
```

To type the year, hold  and use the numbered keys.

2. Press .










```
1980 PHILADELPHIA PHILLIES
BATTING-- AB R H
TOTALS 5 825 655
ROSE, PETE
```

3. Use the arrow keys to view the team's hitting statistics.
4. Press  (blue) to view team pitching statistics.

Finding Team Statistics



```
1980 PHILADELPHIA PHILLIES
PITCHING-- IP
TOTALS 1480.0
CARLTON, STEVE 304.0
```

5. Press  repeatedly to view team's pitching statistics.
6. To view the following year's statistics hold  and press . To view the previous year's statistics hold  and press .
7. To find statistics for a player, press  when the desired player is marked.
8. Press  when finished.

► About the Screen Illustrations

Some screen illustrations in this User's Guide may differ from what you view on screen. This does not mean that your BOOKMAN or this book card is malfunctioning.

Correcting Team Names

If you enter a city or team name that is ambiguous or unclear, this encyclopedia will give you a list of teams from which to choose.

1. Type **BRAVES** and press **ENTER**.

```
▶ TEAM CHOICES
1953-65 MILWAUKEE BRAVES
1975-1982 BOSTON BRAVES
1986-96 ATLANTA BRAVES (
```

A list of team choices appears.

2. Use the arrow keys to mark **1966-96 ATL BRAVES**.

3. Press **ENTER** to view team statistics.

```
▶1966 ATLANTA BRAVES (NL)
BATTING--- AB
TOTALS: 5617
ALOU, FELIPE: 666
```

4. Press **CLEAR** when finished.

▶ Misspelling Team Names

If you misspell a team or city name (e.g., **YANKIES**), you will view a list of players whose names are close to what you entered (e.g., **HUGH YANCY**, **GEORGE YANKOWSKI**, and **YANK TERRY**).

Finding League Standings

League standings include number of wins and losses, won/loss percentage (PCT), and games behind first place (GB).

Eastern Division records are shown first, the Central Division second, and the Western Division last, when applicable.

1. Type **NL** or **AL** and a year.

```
TYPE YOUR REQUEST...
AL 83...
...THEN PRESS ENTER.
```

Type a space between the league and a year. To type the year hold the **☆** key and press the number keys.

2. Press **ENTER**.



3. Press **↓** repeatedly to view the standings.

```
▶1993 AL EAST
TEAM W L PCT GB
BLUE JAYS: 95 67 .586 ---
YANKEES: 88 74 .543 7.0
```

4. To view a previous year's standings, hold **☆** and press **↑**. To view the following

Finding League Standings

year's standings hold  and press .

5. Press  to view a marked team's statistics for that year.
6. Press  when finished.

► More About Standings

You can find team's won/loss records and winning percentages over several seasons by entering their league and a year range. For example, enter *NL 1990-1995*.

Finding World Series and Award Winners

You can find awards and achievements with this encyclopedia. Note: You will not be able to find a listing for the 1994 World Series due to the 1994 baseball strike.

1. Type one of the following requests (e.g., *AW 1993*):

To View...

World Series Results

All Award Winners

Hall of Fame Players

Type...

WS + year

AW + year

HOF

2. Press .



AWARDS FOR 1993
AL CY: JACK McDONNELL
NL CY: GREG MADDOX
AL MVP: FRANK THOMAS

Note: Steps 3 and 5 do not apply to World Series results.

3. Press to move down the list.

Note: The next step does not apply to the Hall of Fame player list.

4. To view the next or previous year, hold and press or .

5. Press to view a marked player's statistics.

6. Press when finished.

Finding Bests and Worsts

You can find a list of up to 50 of the best or worst players for a specific statistic by using the MAX and MIN keys followed by a stat abbreviation.

Note: A list of all of the stat abbreviations that can be used in a request can be found in “Appendix B Abbreviations.”

1. Press **MAX** (the red key) and then type a stat abbreviation.

```
TYPE YOUR REQUEST...
MAX BB
...THEN PRESS ENTER
```

The space after MAX is typed automatically.

You can also type the word MAX.

2. Press **ENTER**.

```
▶          PLAYER          BB
1  CRAWFORD, SAM          309
2  COBB, TY                295
3  WAGNER, HONUS          252
```

3. Press **↓** to view the players in the list.

To go to the bottom of the list, hold **CAP** and press **↓**.

Finding Bests and Worsts

5. Use the arrow keys to move the pointer to a desired player.
6. Press **ENTER** to view his career statistics.
7. Press **CLEAR** when finished.

▶ Biographical Information

You can request player lists using biographical stat abbreviations: HT for Height, WT for Weight, and AGE for Age. For example, enter MAX WT to view baseball's heavyweights.

Using Ratios

A ratio is one stat abbreviation divided by another. You can type a ratio rather than a single stat abbreviation after MAX or MIN in your requests.

However,

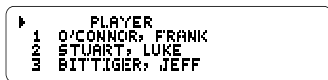
- you can't divide a batting stat abbreviation by a pitching stat abbreviation or vice versa (e.g. AB/IP), *and*
- you can't use stat abbreviations in ratios that are already ratios (i.e., BA, ERA, SLG).

1. Press **MAX** (red) and then type a ratio.



To type a /, hold **☆** and press **↵**.

2. Press **ENTER**.



3. Use the arrow keys to view the players and their ratios.

Using Ratios

4. To view a player's career statistics, press **ENTER** when his name is marked.
5. Press **CLEAR** when finished.

► About Infinite Ratios

The value of a ratio is infinite when its denominator is zero. For example, if you enter MAX W/L, then press **↵** to view the statistics, you'll see this:

▶ PLAYER	H/L	W	L
ELDG, BEN	INF	4	0
HARDSON, HARDY	INF	0	0
RITT, GEORGE	INF	0	0

INF (infinite) means that Ben Shields and others never lost a game.

► Using Ratios Realistically

When you type requests with ratios, you'll often want to limit the denominator to view players with significant at-bats, innings pitched, and so on. Read "Adding a Limiter" to learn how.

Adding a Limiter

To limit the statistical range of your requests, type a limiter following MAX or MIN and the stat abbreviation or ratio. A limiter searches for statistics that are greater than or less than a particular number. Requests with limiters always have this structure:

**MAX or MIN + a stat abbreviation
or ratio + a stat abbreviation +
GT or LT + a number**

In this example, we'll find the players with the most home runs (MAX HR) who had less than 150 at bats (AB LT 150).

1. Press **MAX** (red) or **MIN** (the green key), type a stat abbreviation or ratio, and then type a limiter.

TYPE YOUR REQUEST...

MAX HR AB LT 150
...THEN PRESS ENTER

You can either type GT or LT or press **GT/LT** (the yellow key). To get GT press the key once; to get LT press the key twice.

2. Press **ENTER**.
3. Use the arrow keys to view the list.

Adding a Limiter

► Understanding Limiters

Each limiter must be preceded by its own stat abbreviation, even when that stat abbreviation or ratio is the same as the one following MAX or MIN. For example, to view the players with the most home runs who have at least 500 home runs, you would need to enter MAX HR HR GT 499. Notice the second HR.

When you're limiting a ratio, you'll usually want to limit the denominator. For example, to view the players with the best home-runs-to-at-bats ratio who have at least 1,000 career at-bats, you would enter MAX HR/AB AB GT 1000.

► Limiting Biographical Statistics

Type weight in pounds, height in inches (e.g., 67 for players who are 5'7"), and age in years.

In a given season, each player's age is determined by how old that player is on July 1. So a player who is 24 years old on June 30, is considered 24 years old for the entire season.

Adding Qualifiers

You can also limit a request with one or more qualifiers. Qualifiers limit an entry to a specific quality (e.g., a team or a year.)

► Team Qualifiers

To narrow your lists to a single team, add a team qualifier to your requests.

You can type only one team qualifier in a request. If you enter a team that has had more than one home city, or if you enter a city which has more than one team, you'll see a list of team choices first.

1. Press **MAX** (red) or **MIN** (green), type a stat abbreviation or ratio, and then type a team qualifier.

```
TYPE YOUR REQUEST...
MAX SO METS
...THEN PRESS ENTER
```

2. Press **ENTER**.

```
▶ 1 PLAYER
  2 SEAWER, TOM
  3 GOODEN, DWIGHT
  4 KOOSMAN, JERRY
```

3. Use the arrow keys to view more statistics.
4. Press **CLEAR** when finished.

Adding Qualifiers

► Year Qualifiers

You can use year qualifiers to limit your request to a specific time frame. Here are some examples.

Qualifiers	Examples
a single year	1969
a starting year	1945–
an ending year	–1900
a year range	1980–89

1. Press **MAX** (red) or **MIN** (green), type a stat abbreviation or ratio, and type a year qualifier.

```
TYPE YOUR REQUEST...
MAX HR/AB TO-88
...THEN PRESS ENTER
```

To type a dash, hold **☆** and press **↓**.

2. Press **ENTER**.
3. Use the arrow keys to view more statistics.

```
▶ 1 PLAYER
  2 CLAREY, DOUG
  3 KEEDY, PAT
  4 MURPHY, DANNY
```

4. Press **CLEAR** when finished.

Adding Qualifiers

► Other Qualifiers

You can also narrow your lists by adding some of these qualifiers to your requests.

Qualifier Meaning

AL, NL	American or National League
BR, BL, BS	bats right, left, or switch
HOF, NHOF	Hall of Famers or not
QUAL	qualifier for league leader title
P	pitchers
SS	any single season
TR, TL	throws right or left

1. Press **(MAX)** (red) or **(MIN)** (green), type a stat abbreviation or ratio, and then type other qualifiers.

```
TYPE YOUR REQUEST...
MAX HR NL NHOF SS
...THEN PRESS ENTER
```

2. Press **(ENTER)**.

```
PLAYER
▶ 1 FOSTER, GEORGE 1977
  2 KLUSZEWSKI, TED 1954
  3 DAWSON, ANDRE 1987
```

3. Use the arrow keys to view more statistics.

4. Press **(CLEAR)** when finished.

Putting It All Together

To find highly specific lists, add a limiter *and* some qualifiers to your requests. You can add a limiter, a team qualifier, and as many other qualifiers as make sense, up to 48 characters. Your qualifiers can be in any order.

Advanced requests often will produce a list of fewer than 50 players. In this example, we'll find pitchers with the lowest earned run averages (MIN ERA), who pitched more than 500 innings (IP GT 500), played for the Cubs (CUBS), played from 1980 through 1989 (80-89), and threw right-handed (TR).

1. Type the following request:
MIN ERA IP GT 500 CUBS 80-89 TR.

```
TYPE YOUR REQUEST...
MIN ERA IP GT 500 CUBS ..
...THEN PRESS ENTER
```

```
TYPE YOUR REQUEST...
IP GT 500 CUBS 80-89 TR..
...THEN PRESS ENTER
```

2. Press **(ENTER)**.

Putting It All Together



3. Use arrow keys to view players and statistics.
4. Press **ENTER** to view a player's career statistics.
5. Press **CLEAR** when finished.

► Bad Requests

If you see the “Bad Request” message, check the following:

- that you typed correct stat abbreviations.
- that your ratio doesn't mix batting and pitching stat abbreviations or contain another ratio (e.g., ERA, SLG, etc.).
- that your request contains no more than one limiter.

► Sample Advanced Requests

- MIN BA HR GT 30 SS
- MAX SO ERA GT 4.5
- MAX W/L IP GT 2000 NL
- MAX HR WT LT 151 SS

Resetting BOOKMAN

If the BOOKMAN keyboard fails to respond, or if its screen performs erratically, first press **CLEAR** and then press **ON/OFF** twice. If nothing happens, follow the steps below to reset it.

Warning: Pressing the reset button with more than very light pressure may permanently disable your BOOKMAN. In addition, resetting BOOKMAN erases settings and information entered into its built-in book, and in an installed book card.

1. Hold **CLEAR** and press **ON/OFF**.

If nothing happens, try Step 2.

2. Use a paper clip to gently press **BOOKMAN's** reset button.

To learn where the reset button is located on your BOOKMAN, read its User's Guide.

This unit may change operating modes due to Electro-static Discharge. Normal operation of this unit can be re-established by pressing the reset key, **ON/OFF**, or by removing/replacing batteries.

Appendix A: Sample Ratios, Qualifiers, & Limiters

* Sample Ratios

Batting	Pitching	Biographical
HR/AB	W/L	HR/WT
R/AB	SO/IP	RBI/WT
RBI/AB	BB/IP	3B/WT
RBI/H	SO/BB	HR/AGE
3B/AB	SO/H	SO/HT
Team	Year	Other
team name	single year	SS
city	starting year	AL, NL
city abbreviation	ending year	BL, BR, BS
name + city	year-range	TR, TL
		QUAL
		HOF, NHOF
		P
Greater Than	Less Than	
GT	LT	

Qualifiers

Limiters

(only one per request)

* You are not limited to the sample ratios listed on this page

Appendix B: Abbreviations

Here are the abbreviations that you can use in your requests with the *Total Baseball Encyclopedia*.

Batting Stat Abbreviations

at-bats	AB
batting average	BA
doubles	2B
hits	H
home runs	HR
runs batted in	RBI
runs scored	R
slugging average	SLG
stolen bases	SB
total bases	TB
triples	3B

Biographical Stat Abbreviations

age	AGE
height	HT
weight	WT

Other Abbreviations

American League	AL
bats left	BL
bats right	BR
Hall of Famer	HOF
National League	NL
not Hall of Famer	NHOF
Rookie of the Year	ROY
switch hitter	BS
throws left	TL
throws right	TR

Pitching Stat Abbreviations

earned run average	ERA
earned runs	ER
hits allowed	H
innings pitched	IP
losses	L
saves	S
strikeouts	SO
walks	BB
wins	W

Book Card Care

- **Do not touch the metal contacts on the book cards.**

Caution: Touching these electrical contacts with statically charged objects, including your fingers, could erase information entered in a book card or built-in book.



- **Do not put excessive pressure on the book cards.**



- **Do not expose the book cards to heat, cold, or liquids.**



Specifications

Model BLB-2069

- size 5.9 x 4.2 x 0.6 cm
- weight 0.4 oz.

© 1997 Franklin Electronic Publisher, Inc., Burlington, NJ 08016-4907 USA. All rights reserved.

© 1996 Peter Palmer. All rights reserved.

Total Baseball is a trademark of Total Baseball, used under license.

U.S. Patents 4,490,811; 4,830,618; 5,321,609; 5,113,340; 5,396,606; 5,218,536
Euro. Patent 0 136 379.

German Pats. No. M9409743.7; M9409744.5; Patents Pending.

FCC Notice: Complies with the limits for a Class B computing device pursuant to Subpart B of part 15 of FCC Rules. Operation is subject to the following two conditions: (1) This device may not cause harmful interference; and (2) This device must accept any interference received, including interference that may cause undesired operation.

ISBN 1-56712-362-7

Limited Warranty (U.S. only)

FRANKLIN warrants to you that the BOOKMAN PRODUCT will be free from defects in materials and workmanship for one year from purchase. In the case of such a defect in your BOOKMAN PRODUCT, FRANKLIN will repair or replace it without charge on return, with purchase receipt, to the dealer from which you made your purchase or Franklin Electronic Publishers, Inc., One Franklin Plaza, Burlington, NJ 08016-4907, within one year of purchase. Alternatively, FRANKLIN may, at its option, refund your purchase price.

Data contained in the BOOKMAN PRODUCT may be provided under license to FRANKLIN. FRANKLIN makes no warranty with respect to the accuracy of data in the BOOKMAN PRODUCT. No warranty is made that the BOOKMAN PRODUCT will run uninterrupted or error free. You assume all risk of any damage or loss from your use of the BOOKMAN PRODUCT.

This warranty does not apply if, in the sole discretion of FRANKLIN, the BOOKMAN PRODUCT has been tampered with, damaged by accident, abused, misused, or misapplication, or as a result of service or modification by any party, including any dealer, other than FRANKLIN. This warranty applies only to products manufactured by or for FRANKLIN. Batteries, corrosion, or battery contacts and any damage caused by batteries are not covered by this warranty. NO FRANKLIN DEALER, AGENT, OR EMPLOYEE IS AUTHORIZED TO MAKE ANY ADDITIONAL WARRANTY IN THIS REGARD OR TO MAKE ANY MODIFICATION OR EXTENSION OF THIS EXPRESS WARRANTY.

THE FOREGOING WARRANTY IS EXCLUSIVE AND IS IN LIEU OF ALL OTHER EXPRESS OR IMPLIED WARRANTIES, WRITTEN OR ORAL, INCLUDING, BUT NOT LIMITED TO, WARRANTIES OF MERCHANTABILITY OR FITNESS FOR A PARTICULAR PURPOSE. YOUR SOLE AND EXCLUSIVE REMEDY SHALL BE FRANKLIN'S OBLIGATION TO REPLACE OR REFUND AS SET FORTH ABOVE IN THIS WARRANTY. Some States do not allow the exclusion of implied warranties, or limitations on how long a warranty lasts. This warranty gives you specific rights; you may also have additional rights which vary from State to State. This warranty shall not be applicable to the extent that enforcement of any provision may be prohibited by applicable law.

FRANKLIN SHALL IN NO EVENT BE LIABLE TO YOU OR TO ANY OTHER PERSON FOR ANY SPECIAL, INCIDENTAL, OR CONSEQUENTIAL DAMAGES, OR ANY OTHER INDIRECT LOSS OR DAMAGE, ARISING OUT OF YOUR PURCHASE, THE MANUFACTURE OR SALE OF THE BOOKMAN PRODUCT, THIS LICENSE, OR ANY OBLIGATION RESULTING THEREFROM OR THE USE OR PERFORMANCE OF THE BOOKMAN PRODUCT UNDER ANY LEGAL THEORY, WHETHER BREACH OF CONTRACT, TORT, STRICT LIABILITY OR ANY OTHER CAUSE OF ACTION OR PROCEEDING, WHICH DAMAGES SHALL INCLUDE, BUT NOT BE LIMITED TO, LOST PROFITS, DAMAGES TO PROPERTY, OR PERSONAL INJURY (BUT ONLY TO THE EXTENT PERMITTED BY LAW). FRANKLIN'S ENTIRE LIABILITY FOR ANY CLAIM OR LOSS, DAMAGE, OR EXPENSE FROM ANY SUCH CAUSE SHALL IN NO EVENT EXCEED THE PRICE PAID FOR THE BOOKMAN PRODUCT. THIS CLAUSE SHALL SURVIVE FAILURE OF AN EXCLUSIVE REMEDY. This license and warranty is governed by the laws of the United States and the State of New Jersey.

Index

Abbreviations 17

Adding

- a limiter 12
- qualifiers 13

Advanced requests 14

Arrows, following 5

Auto resume 3

Auto shutoff 3

Award winners 9

BAT/PIT (blue) key 2, 5, 7

Bests and worsts, finding 10

Biographical information 10

Biographical statistics, limiting 12

Blue (BAT/PIT) key 2, 5, 7

Book cards

- installing 3
- removing 3

BOOKMAN, resetting 15

Color keys

- understanding 2
- using 4

Contrast, changing 4

Demonstration, viewing a 4

Direction keys 2

Entering names 6

Finding

- Award Winners 9
- bests and worsts 10
- Hall of Fame players 9
- league standings 8
- player statistics 5
- team statistics 7
- World Series results 9

Green (MIN) key 2

GT/LT (yellow) key 2

Hall of Fame players 9

Help, using 4

Infinite ratios 11

League standings, finding 8

Limiters

- adding 12
- sample 16
- understanding 12

Limiting biographical statistics 12

MAX (red) key 2, 10

MIN (green) key 2, 10

Misspelling

- player names 6
- team names 8

Index

Numbered keys

- locking 2, 6
- unlocking 2, 6

Player statistics, finding 5

Qualifiers

- adding 13
- other 14
- sample 16
- team 13
- year 13

Ratios

- sample 16
- using 11

Red (MAX) key 2

Sample limiters 16

Sample qualifiers 16

Sample ratios 16

Star key combinations 2

Statistics

- player 5
- team 7

Team qualifiers 13

Team statistics, finding 7

Tutorial, reading 4

Using

- MAX and MIN 10
- ratios 11

World Series results 9

Year qualifiers 13

Yellow (GT/LT) key 2

Franklin[®]
Electronic Publishers