

Franklin®

BOOKMAN®

EXPANDABLE ELECTRONIC BOOK

**The PDR®
Family Guide to
Prescription Drugs®**

USER'S GUIDE

CDR-2041

License Agreement

READ THIS LICENSE AGREEMENT BEFORE USING ANY BOOKMAN ELECTRONIC BOOK.

YOUR USE OF THE BOOKMAN ELECTRONIC BOOK DEEMS THAT YOU ACCEPT THE TERMS OF THIS LICENSE. IF YOU DO NOT AGREE WITH THESE TERMS, YOU MAY RETURN THIS PACKAGE WITH PURCHASE RECEIPT TO THE DEALER FROM WHICH YOU PURCHASED THE BOOKMAN ELECTRONIC BOOK AND YOUR PURCHASE PRICE WILL BE REFUNDED. BOOKMAN ELECTRONIC BOOK means the software product, hardware, and documentation found in this package and FRANKLIN means Franklin Electronic Publishers, Inc.

LIMITED USE LICENSE

All rights in the BOOKMAN ELECTRONIC BOOK remain the property of FRANKLIN. Through your purchase, FRANKLIN grants you a personal and non-exclusive license to use the BOOKMAN ELECTRONIC BOOK on a single FRANKLIN BOOKMAN at a time. You may not make any copies of the BOOKMAN ELECTRONIC BOOK or of the preprogrammed data stored therein, whether in electronic or print format. Such copying would be in violation of applicable copyright laws. Further, you may not modify, adapt, disassemble, decompile, translate, create derivative works of, or in any way reverse engineer the BOOKMAN ELECTRONIC BOOK. You may not export or reexport, directly or indirectly, the BOOKMAN ELECTRONIC BOOK without compliance with appropriate governmental regulations. The BOOKMAN ELECTRONIC BOOK contains Franklin's confidential and propriety information which you agree to take adequate steps to protect from unauthorized disclosure or use. This license is effective until terminated. This license terminates immediately without notice from FRANKLIN if you fail to comply with any provision of this license.

Contents

Welcome to the world of BOOK-MAN®! Using your new *PDR® Family Guide to Prescription Drugs®* book card, you can find important information about more than 850 brand name and generic drugs.

You can also read 23 informative health overviews, plus useful medical safety tips. To learn how to use this electronic book, simply follow the steps in this User's Guide.

Key Guide	2
Installing the Batteries	3
Installing a Book Card	4
Selecting a Book	4
Using the Color Keys	5
Viewing a Demonstration	5
Changing the Settings	6
Looking up a Drug	6
Reading a Drug Profile	7
Reading Health Overviews	8
Reading Medical Safety Tips	9
Using the Index	10
Searching for Words	11
Highlighting Search Words	12
Sending Words Between Books	13
Limited Warranty (U.S. only)	15
Index	15

Key Guide

Color Keys

DRUG **(red)** Displays the Drugs menu.

HEALTH **(green)** Displays the Health Overviews menu.

TIPS **(yellow)** Displays the Medical Safety Tips menu.

SEARCH **(blue)** Displays and clears the word search screen.

Function Keys

BACK Backs up to the previous screen.

CAP Shifts keys to type capitals and punctuation.

CARD Exits the selected book.

CLEAR Clears a word search and highlights the Contents menu.

ENTER Selects a menu item, starts a word search, or highlights a word in the text.

HELP Displays help messages.

MENU Toggles between the main menus and text.



¹ Hold  while pressing the other key

ON/OFF Turns your BOOKMAN on or off.

?* At a menu, displays the full title of an item. At text, displays the Outline Location. Shifted, types an asterisk to stand for a series of letters in a word.




Direction Keys



  Scroll line by line.


  Scroll screen by screen.


SPACE Page down.


Key Combinations¹

 +  or  At text, go the next or previous section.

CAP +  or  At a menu, go to the top or bottom item. At text, go the next or previous section.

 + **BACK** From a submenu, go back to the main menus.

 + **CARD** Send a highlighted word between books.

 + **ENTER** From a highlighted drug name on the Drugs menu, go directly to its drug profile.

Quick Keys²

- (D) Go to the *Dosage* section.
- (E) Go to the *Side Effects* section.
- (F) Go to the *Most Important Fact* section.
- (G) Go to the *General* section.
- (I) Go to the *Food and Drug Interactions* section.
- (N) Go to the *Do Not Take If* section.
- (O) Go to the *Overdosage* section.
- (P) Go to the *Prescribed For* section.
- (S) Go to the *Use in Pregnancy or Breastfeeding* section.
- (T) Go to the *How to Take* section.
- (W) Go to the *Special Warnings* section.

²The Quick keys perform these functions only when you're reading a drug profile.

Your BOOKMAN 440 model requires two CR2032, 3-volt batteries. Here is how to install or replace them.

Warning: When the batteries lose power or are removed from your BOOKMAN, information that you entered in its built-in book and in an installed book card will be erased.

- 1. Turn your BOOKMAN over.**
- 2. Slide off its battery cover in the direction of the triangle.**
- 3. Install the batteries with their plus signs facing you.**
- 4. Replace the battery cover.**

► About Screen Illustrations

Some screen illustrations in this User's Guide may differ from what you see on screen. This doesn't mean that your BOOKMAN is malfunctioning.

Installing a Book Card

Warning: Never install or remove a book card when your BOOKMAN is turned on. If you do, information that you've entered in its built-in book, as well as in any other installed book cards, will be erased.

1. Turn your BOOKMAN off.
2. Turn your BOOKMAN over.
3. Align the tabs of the book card with the notches in the slot.



4. Press the book card down until it snaps into place.

► Removing a Book Card

Warning: When you remove a book card to install another, information that you entered in the removed book card will be erased.

Selecting a Book

If you've installed a book card in your BOOKMAN, you can select which book you want to use. Follow these steps.

1. Turn your BOOKMAN on.
2. Press **CARD**.



3. Press **→** or **←** to highlight a book symbol.



4. Press **ENTER** to select it.

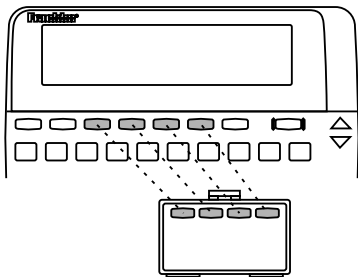
► Resuming Where You Left Off

You can turn off your BOOKMAN at any time. When you turn on your BOOKMAN again, the screen that you last viewed appears.

Using the Color Keys

The red, green, yellow, and blue keys on the top row of the BOOKMAN keyboard change their functions according to which book you're currently using.

If you're using the built-in book, the color keys function as labeled on the BOOKMAN keyboard. If you're using an installed book card, the color keys function as labeled on that card.



Remember, when you're using a book card, the color keys function as labeled on that card, not as on the keyboard.

Viewing a Demonstration

Before you start using this book, you may want to view a demonstration of what it can do.

If no book card is installed in your BOOKMAN, the demonstration automatically appears the first time that you turn on the unit. To stop the demonstration, press **CLEAR**. To disable it, press **MENU**, highlight *Setup*, and then select *Disable Demo*.

If a book card is installed in your BOOKMAN, select *View Demo* from the Setup menu to view the demonstration.

► Help is Always at Hand

You can read a help message at virtually any screen by pressing **HELP**. Press **↓** or **▽** to read the message. Press **BACK** to exit it.

To read a tutorial about how to use this book, select *Tutorial* from the Setup menu.

Changing the Settings

Using the Setup menu, you can adjust the type size, shutoff time, and screen contrast.

The type size sets how large the characters appear on screen. The shutoff time sets how long your BOOKMAN stays on if you forget to turn it off. The screen contrast sets how light or dark the screen appears.

1. Press **(CLEAR)**.
2. Use the arrow keys to highlight **Set Type Size, Set Shutoff, or Set Contrast on the Setup menu.**



A slanted arrow indicates a submenu.

3. Press **(ENTER)**.
4. Press **↑** or **↓** to highlight a new setting.

To leave the setting unchanged, press **(BACK)**.

5. Press **(ENTER)** to select it.

Looking up a Drug


If you know the brand or generic name of a drug, here's how to find its drug profile.

1. Press **(DRUG)** (the red key).
Or highlight *Drugs* on the Contents menu and then press **(ENTER)**.
2. Type a brand or generic drug name. For example, type *Tylenol*.

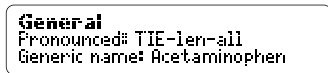


To undo a letter, press **(BACK)**.

3. When the drug is highlighted, press **(ENTER)**.



4. Highlight a section and then press **(ENTER)**.



This is the drug profile for *Tylenol*.

Looking up a Drug


5. Use or to scroll down.

To learn more ways to read a drug profile, see “Reading a Drug Profile.”

6. Press when done.


► If You Misspell a Drug Name

If you misspell a drug name while typing at the Drugs menu, the spelling correction mode appears.



Type the remainder of the name to the best of your knowledge. Then press  to see the corrections.



CORRECTIONS FOR **TILENOL**
WORDS STARTING WITH TI...
TILENOL

Then highlight a correction and press  to see its drug profile.

► Try This Shortcut

To go directly from a drug name on the Drugs menu to its drug profile, hold  and press .

Reading a Drug Profile

Drug profiles provide detailed information about prescriptions, dosage, side effects, drug interactions, and more. Follow this example to learn how to read a drug profile.

1. Go to the start of the drug profile for *Tylenol*.

To learn how, read “Looking up a Drug.”



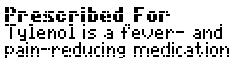
General
Pronounced: TIE-len-all
Generic name: Acetaminophen

2. Use or to scroll line by line.



Generic name: Acetaminophen
Other brand names: Panadol,
Aspirin Free Anacin

3. Use or to scroll screen by screen.



Prescribed For
Tylenol is a fever- and
pain-reducing medication

4. Hold and press or to go to the next or previous section.

Reading a Drug Profile

5. Use these Quick keys to go a section of the profile:

To go to...	Press...
<i>General</i>	(G)
<i>Prescribed For</i>	(P)
<i>Most Important Fact</i>	(F)
<i>How to Take</i>	(T)
<i>Side Effects</i>	(E)
<i>Do Not Take If</i>	(N)
<i>Special Warnings</i>	(W)
<i>Food and Drug Interactions</i>	(I)
<i>Use in Pregnancy or Breastfeeding</i>	(S)
<i>Dosage</i>	(D)
<i>Overdosage</i>	(O)

6. Press (CLEAR) when done.

► Follow the Arrows

The flashing arrows at the right of the screen show which arrow keys you can press to scroll through the menus or text.

Reading Health Overviews

You can read health overviews covering topics such as “Coping with Arthritis” and “Handling Familiar Childhood Infections.”

1. Press (HEALTH) (the green key).

Or highlight *Health Overviews* on the Contents menu and then press (ENTER).

2. Highlight a topic (for example, *Coping with Arthritis*).

To highlight a topic, press ↓ or ⏏, or type its first few letters.



3. Press (ENTER).

4. Highlight a section (for example, *What is Arthritis?*).



5. Press (ENTER) to go to the health overview.

Reading Health Overviews

What Is Arthritis?

"Arthritis" literally means "inflamed joints." It is an

6. Use **↓** or **⏴** to scroll down.
7. Hold **☆** and press **⏴** or **⏵** to go to the next or previous section.

How Do We Treat Arthritis? Introduction

8. Press **CLEAR** when done.

▶ Viewing Complete Menu Items

Some topic and section titles on the Health Overviews and Med. Safety Tips menus, as well as some Index entries, are too long to fit on the menus. To see a complete menu item title, highlight the item and then press **?***.

Reading Medical Safety Tips

You can also read medical safety tips about Poison Control Centers, safe medication use, alcohol- or sugar-free drugs, drugs that cause a reaction to sunlight, and recommended vaccinations.

1. Press **TIPS** (the yellow key).

Or highlight *Med. Safety Tips* on the Contents menu and then press **ENTER**.



```
MED. SAFETY TIPS
POISON CONTROL CENTERS
SAFE MEDICATION USE
```

2. Highlight a topic (for example, *Poison Control Centers*) and then press

ENTER.

To highlight a menu item, press **↓** or **⏴**, or type its first few letters.

3. Highlight a subtopic (for example, *Middle Atlantic*) and then press **ENTER**.
4. Highlight an item (for example, *National Capital Poison Center*) and then press **ENTER**.

Reading Medical Safety Tips

**National Capital Poison
Center**
3201 New Mexico Ave., N.W.

5. Use **↓** or **▽** to scroll down.
6. Use **BACK** to back up through the menu.
7. Press **CLEAR** when done.

▶ Where in the Book Are You?

When you're reading a drug profile, health overview, or medical safety tip, you can view the Outline Location of the current text by pressing **??**.



```
OUTLINE LOCATION:
TYLENOL
GENERAL
```

The Outline Location shows the menu and submenu items for the text you were reading.

To see the higher levels of the Outline, press **↑**. To select an Outline item, press **ENTER**. To go back to the text, press **BACK**.

Using the Index

Using the Index, you can look up drugs, symptoms, diseases, treatments, and other medical terms and topics, listed from A to Z.

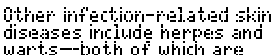
1. Press **CLEAR**.
2. Use the arrow keys to highlight **Index**.
3. Start typing an index entry. For example, type **warts**.



```
CONTENTS INDEX SETUP
Warts
WEIGHT GAIN,
```

4. When the entry is highlighted, press **ENTER**.

If there are subentries or a reference to another drug, highlight one and then press **ENTER**.



```
Other infection-related skin
diseases include herpes and
warts—both of which are
```

5. Use **↓** or **▽** to scroll down.
6. Press **BACK** to go back to the Index.
7. Press **CLEAR** when done.

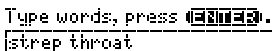
Searching for Words

Word searches let you look up almost any word or phrase occurring in this book.

You can search for up to six words at a time. But you cannot search for short, common words such as *the* and *is*, or for certain common medical words such as *drug* or *doctor*.

After a word search, only items with matches appear on the menus.

1. Press **(SEARCH)** (the blue key).
2. Type your search words (e.g., *strep throat*).



Type words, press **(ENTER)**.
strep throat

You don't need to type capitals or punctuation. To erase a letter, press **(BACK)**. To move the cursor, press **(←)** or **(→)**.

3. Press **(ENTER)** to search.



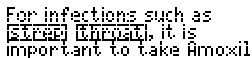
OUTLINE LOCATION:
AMOXIL
SPECIAL WARNINGS

This is the Outline Location of the

Searching for Words

first match (i.e., occurrence).

4. Press **(ENTER)** to see the first match.



For infections such as
strep throat, it is
important to take Amoxicil

5. Hold **(☆)** and press **(DN)** repeatedly to see the Outline Locations of the next matches.
6. Press **(ENTER)** to see a match.

If a cross-reference symbol (**(RRR)**) appears, press **(ENTER)** and then the arrow keys to highlight it. Then press **(ENTER)** to see its cross-reference.

7. Press **(MENU)**.

Note: If *Remaining Matches in Index* appears, you must press **(MENU)** to see the matches in the Index.



18 CONTENTS 2 INDEX SETUP
AMOXIL
HEALTH OVERVIEWS

After a word search, only items with matches are shown on the menus.

8. Use the arrow keys to highlight a menu item and then press **(ENTER)**.

Searching for Words

9. To clear your search, press

SEARCH or **CLEAR**.

► If You Misspell a Search Word

If you enter a misspelled search word, a list of corrections appears.



CORRECTIONS FOR RHOPIA...
RHEUMATISM
RHEUMATIC

Use **↓** to highlight a correction and then press **ENTER**.

► Searching for Parts of Words

If you want to find prefixes, suffixes, or other parts of words, type an asterisk in place of the missing letters. For example, *meta** and then press **ENTER**. To type an asterisk, hold **CAP** and press **?**.



MATCHES FOR META*
METABOLISM
METAMUCIL

Then highlight a match and press **ENTER** to search for it.

Highlighting Search Words

You can also search for words by highlighting a word in a drug profile, health overview, or medical safety tip. Try this example.

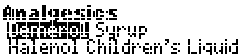
1. Press **TIPS** (the yellow key).
2. Select **Alcohol-free Products** and then select **Analgesics**.

To learn how, read “Reading Medical Safety Tips.”



Analgesics
Demerol Syrup
Halenol Children's Liquid

3. Press **ENTER** to start the highlight. You can turn off the highlight by pressing **BACK**.
4. Use the arrows keys to highlight **Demerol**.



Analgesics
Demerol Syrup
Halenol Children's Liquid

5. Press **ENTER** to search for it.
6. Press **ENTER** again to see the first match.
7. Hold **☆** and press **↵** repeat-

Highlighting Search Words

edly to see the **Outline Locations of the next matches.**

8. Press **MENU** to see the matches on the menus.
9. Press **CLEAR** when done.

▶ Reading Cross-references

When you search for a drug name (either by entering it at the word search screen or by highlighting it in text), your matches may contain cross-references. Cross-references are indicated by an **REF**.

To read the cross-reference, first press **ENTER** to start the highlight. Then use the arrow keys to highlight the **REF**.



See **TIELEN** REF

Then press **ENTER** to go to the cross-referenced text.



General
Pronounced: TIE-len-all
Generic name: Acetaminophen

Sending Words Between Books

This BOOKMAN book card can send words to and receive words from certain other BOOKMAN books.

To send or receive words between books, you must install a book card in your BOOKMAN. In addition, the installed book card(s) and/or its built-in book must be able to send or receive words. To learn if a book can send or receive words, read its User's Guide.

1. Highlight a word in this book.

To highlight a word in the text, press **ENTER** and then press the arrow keys. (Read "Highlighting Search Words.")

2. Hold **☆** and press **CARD**.

3. Highlight the symbol of another book.

4. Press **ENTER**.

The word that you highlighted appears in the other book.

5. Press **ENTER** to look up the word in the other book.

Resetting Your BOOKMAN

If the BOOKMAN keyboard fails to respond, or if its screen performs erratically, first press (CLEAR) and then press (ON/OFF) twice. If nothing happens, follow the steps below.

Warning: Pressing the reset button with more than very light pressure may permanently disable your BOOKMAN. In addition, resetting BOOKMAN erases settings and information entered into its built-in book and in any installed book cards.

1. Hold (CLEAR) and press (ON/OFF).

If nothing happens, try Step 2.

2. Use a paper clip to gently press reset button on BOOKMAN.

This unit may change operating modes due to Electro-static Discharge. Normal operation of this unit can be re-established by pressing the reset key, (ON/OFF), or by removing/replacing batteries.

▶ Troubleshooting Tips

Check that your book cards are installed correctly. Also check that the metal contacts on the book cards are dirt-and dust-free.

Copyrights, Patents, and Trademarks

BOOKMAN Model CDR-440

© 1996 Franklin Electronic Publisher, Inc., Burlington, NJ 08016-4907 U.S. All rights reserved.

© 1995 by Medical Economics, Inc. All rights reserved.

PDR and Family Guide to Prescription Drugs are registered trademarks of Medical Economics, Inc.

Tylenol is a registered trademark of McNeil Pharmaceutical.

Demerol is a registered trademark of Sanofi Winthrop Pharmaceuticals.

FCC Notice: Complies with the limits for a Class B computing device pursuant to Subpart B of part 15 of FCC Rules. Operation is subject to the following two conditions: (1) This device may not cause harmful interference; and (2) This device must accept any interference received, including interference that may cause undesired operation.

U.S. Patents 4,490,811; 4,830,618; 4,982,181; 5,113,340; 5,321,609; 4,891,775; 5,218,536; 5,396,606; 5,007,019; 5,153,831; 5,203,705; 5,229,936; 5,249,965; 5,295,070; 5,321,609; 5,333,313. Deutsch Pats. M9409743.7; M9409744.5. U.K. Reg. Des. 2043953. Patents Pending. ISBN 1-56712-306-6

FRANKLIN warrants to you that the BOOKMAN PRODUCT will be free from defects in materials and workmanship for one year from purchase. In the case of such a defect in your BOOKMAN PRODUCT, FRANKLIN will repair or replace it without charge on return, with purchase receipt, to the dealer from which you made your purchase or Franklin Electronic Publishers, Inc., One Franklin Plaza, Burlington, New Jersey 08016-4907, within one year of purchase. Alternatively, FRANKLIN may, at its option, refund your purchase price.

Data contained in the BOOKMAN PRODUCT may be provided under license to FRANKLIN. FRANKLIN makes no warranty with respect to the accuracy of data in the BOOKMAN PRODUCT. No warranty is made that the BOOKMAN PRODUCT will run uninterrupted or error free. You assume all risk of any damage or loss from your use of the BOOKMAN PRODUCT. This warranty does not apply if, in the sole discretion of FRANKLIN, the BOOKMAN PRODUCT has been tampered with, damaged by accident, abused, misused, or misapplication, or as a result of service or modification by any party, including any dealer, other than FRANKLIN. This warranty applies only to products manufactured by or for FRANKLIN. Batteries, corrosion, or battery contacts and any damage caused by batteries are not covered by this warranty. NO FRANKLIN DEALER, AGENT, OR EMPLOYEE IS AUTHORIZED TO MAKE ANY ADDITIONAL WARRANTY IN THIS REGARD OR TO MAKE ANY MODIFICATION OR EXTENSION OF THIS EXPRESS WARRANTY.

THE FOREGOING WARRANTY IS EXCLUSIVE AND IS IN LIEU OF ALL OTHER EXPRESS OR IMPLIED WARRANTIES, WRITTEN OR ORAL, INCLUDING, BUT NOT LIMITED TO, WARRANTIES OF MERCHANTABILITY OR FITNESS FOR A PARTICULAR PURPOSE. YOUR SOLE AND EXCLUSIVE REMEDY SHALL BE FRANKLIN'S OBLIGATION TO REPLACE OR REFUND AS SET FORTH ABOVE IN THIS WARRANTY.

Some States do not allow the exclusion of implied warranties, or limitations on how long a warranty lasts. This warranty gives you specific rights; you may also have additional rights which vary from State to State. This warranty shall not be applicable to the extent that enforcement of any provision may be prohibited by applicable law.

FRANKLIN SHALL IN NO EVENT BE LIABLE TO YOU OR TO ANY OTHER PERSON FOR ANY SPECIAL, INCIDENTAL, OR CONSEQUENTIAL DAMAGES, OR ANY OTHER INDIRECT LOSS OR DAMAGE, ARISING OUT OF YOUR PURCHASE, THE MANUFACTURE OR SALE OF THE BOOKMAN PRODUCT, THIS LICENSE, OR ANY OBLIGATION RESULTING THEREFROM OR THE USE OR PERFORMANCE OF THE BOOKMAN PRODUCT UNDER ANY LEGAL THEORY, WHETHER BREACH OF CONTRACT, TORT, STRICT LIABILITY OR ANY OTHER CAUSE OF ACTION OR PROCEEDING, WHICH DAMAGES SHALL INCLUDE, BUT NOT BE LIMITED TO, LOST PROFITS, DAMAGES TO PROPERTY, OR PERSONAL INJURY (BUT ONLY TO THE EXTENT PERMITTED BY LAW). FRANKLIN'S ENTIRE LIABILITY FOR ANY CLAIM OR LOSS, DAMAGE, OR EXPENSE FROM ANY SUCH CAUSE SHALL IN NO EVENT EXCEED THE PRICE PAID FOR THE BOOKMAN PRODUCT. THIS CLAUSE SHALL SURVIVE FAILURE OF AN EXCLUSIVE REMEDY. This license and warranty is governed by the laws of the United States and the State of New Jersey.

- ?* key 10
- Alcohol-free drugs 9, 12
- Arrows
 - flashing 8
 - slanted 6
- Asterisk (for finding words) 12
- Auto-resume feature 4
- Automatic shutoff 6
- Batteries, installing 3
- Book cards
 - installing 4
 - removing 4
- BOOKMAN
 - resetting 14
 - troubleshooting tips 14
- Breastfeeding information 8
- Capital letters, typing 11
- CARD key 4, 13
- Changing
 - books 4
 - screen contrast 6
 - shutoff time 6
 - type size 6
- Color keys 2
 - functions of 2
 - using 5
- Contents menu 6, 8, 9
- Contrast, changing 6
- Correcting misspellings 7, 12
- Cross-references, using 11, 13
- Cursor, moving 11

Index

- Demonstration** 5
- Direction keys** 2
- Do Not Take If information** 8
- Dosage** 7
- Drug profiles**
 - finding
 - using the Drugs menu 6
 - using the Index 10
 - using word searches 11
 - reading 7
 - using Quick keys 7
- Drugs causing a reaction to sunlight** 9
- Drugs menu** 6
- Erasing typed letters** 11
- FCC notice** 14
- Finding**
 - alcohol-free drugs 9
 - breastfeeding information 8
 - Do Not Take If information 8
 - dosage 8
 - drug profiles
 - using the Drugs menu 6
 - using the Index 10
 - using word searches 11
 - drugs causing a reaction to sunlight 9
 - food and drug interactions 8
 - general information about a drug 8
 - health overviews 8
 - How to Take information 8
 - incomplete words 12
 - medical safety tips 9
 - most important fact about a drug 8
 - Outline Location of text 10
 - overdosage 8
 - Poison Control Centers 9
 - pregnancy information 8
 - prescription information 8
 - recommended vaccinations 9
 - side effects 8
 - special warnings 8
 - sugar-free drugs 9
- Food and drug interactions** 8
- Function keys** 2
- General information about a drug** 8
- Health overviews** 8
- Help messages** 5
- Highlighting**
 - menu items 6
 - spelling corrections 12
 - words to look up in other books 13
 - words to search for 12
 - XREF (cross-reference symbol)
 - 11, 13
- How to Take information** 8
- Index menu** 10
- Installing book cards** 4
- Key combinations** 2
- Limited Warranty** 15
- Medical safety tips** 9
- Menus**
 - Contents 6, 8, 9
 - Drugs 6

Index

- Health Overviews 9
- Index 10
- Med. Safety Tips 9
- Misspellings, correcting**
 - drug names 7
 - search words 12
- Most Important Fact information 8**
- Outline Location**
 - of text 10
 - of word search matches 11
- Overdosage 8**
- Poison Control Centers 9**
- Pregnancy information 8**
- Prescription information 8**
- Punctuation, typing 11**
- Quick keys 3, 8**
- Remaining Matches in Index 11**
- Removing book cards 4**
- Screen contrast 6**
- Searching**
 - for highlighted words 12, 13
 - for parts of words 12
 - for words
 - by highlighting them in text 12
 - for words and phrases
 - by entering words 11
 - for words in other books 13
- Selecting**
 - books 4
 - settings 6
- Shutoff time 6**
- Side effects 8**
- Slanted arrows 6**
- Special warnings 8**
- STAR+BACK 2**
- STAR+CARD 13**
- STAR+ENTER 7**
- Sugar-free drugs 9**
- Troubleshooting tips 14**
- Tutorial 5**
- Type size 6**
- Vaccinations 9**
- Viewing**
 - complete menu items 9
 - demonstration 5
 - help messages 5
 - Outline Location of text 10
 - tutorial 5
 - word search matches 11, 12
- Warranty (U.S. only) 15**
- Word searches**
 - by entering words 11
 - correcting misspellings 12
 - viewing matches 11, 12
- XREF (cross-reference symbol) 11, 13**

Franklin[®]
Electronic Publishers