

# *Medical Book Card*



The Medical Letter®

**HANDBOOK  
OF  
ADVERSE  
DRUG  
INTERACTIONS**

User's Guide

# Quick Reference Guide

## To Start Using a Book Card

1. Install the book card in a slot in the back of the Medical Book System platform.
2. Turn the platform on.
3. If needed, press **CARD** and then use the **⇨** or **⇧** to highlight its icon.
4. Press **ENTER** to select it.

## To Find Drug Interactions

1. Press **CLEAR**.
2. Highlight a drug by typing its name or pressing **↓** or **↑** and then press **ENTER** to select it.
3. Select more drugs by highlighting them and pressing **ENTER**.
4. Press **SEARCH**.
5. Highlight an interaction, if any, and press **ENTER** to view it.

## To Find All Other Drug Interactions

1. Press **CLEAR**.
2. Highlight a drug by typing its name or pressing **↓** or **↑** and then press **ENTER** to select it.
3. If needed, select more drugs by highlighting them and pressing **ENTER**.
4. Press **MORE**.
5. Highlight an interaction, if any, and press **ENTER** to view it.

## To Find a Glossary Entry

1. Press **CLEAR**.
2. Highlight a drug by typing its name or pressing **↓** or **↑**.
3. Press **SPEC**.
4. Use **↓**, **DN**, or **SPACE** to scroll.
5. Press **BACK** to go back.

## License Agreement

---

READ THIS LICENSE AGREEMENT BEFORE USING THE MEDICAL BOOK SYSTEM.

YOUR USE OF THE MEDICAL BOOK SYSTEM DEEMS THAT YOU ACCEPT THE TERMS OF THIS LICENSE. IF YOU DO NOT AGREE WITH THESE TERMS, YOU MAY RETURN THIS PACKAGE WITH PURCHASE RECEIPT TO THE DEALER FROM WHICH YOU PURCHASED THE MEDICAL BOOK SYSTEM AND YOUR PURCHASE PRICE WILL BE REFUNDED. The MEDICAL BOOK SYSTEM means the software product, hardware, and documentation found in this package and FRANKLIN means Franklin Electronic Publishers, Inc.

### LIMITED USE LICENSE

All rights in the MEDICAL BOOK SYSTEM remain the property of FRANKLIN. Through your purchase, FRANKLIN grants you a personal and nonexclusive license to use the MEDICAL BOOK SYSTEM. You may not make any copies of the MEDICAL BOOK SYSTEM or of the preprogrammed data stored therein, whether in electronic or print format. Such copying would be in violation of applicable copyright laws. Further, you may not modify, adapt, disassemble, decompile, translate, create derivative works of, or in any way reverse engineer the MEDICAL BOOK SYSTEM. You may not export or re-export, directly or indirectly, the MEDICAL BOOK SYSTEM without compliance with appropriate governmental regulations. The MEDICAL BOOK SYSTEM contains Franklin's confidential and proprietary information which you agree to take adequate steps to protect from unauthorized disclosure or use. This license is effective until terminated. This license terminates immediately without notice from FRANKLIN if you fail to comply with any provision of this license.

# Contents

---

Contents .....	2
Introduction to the HADI .....	3
Key Guide .....	4
Installing Book Cards .....	5
Selecting a Book .....	6
Changing the Settings .....	6
Viewing a Demonstration .....	7
Finding Drug Interactions .....	7
Using the Interactions Menu .....	10
Using the Glossary .....	11
Highlighting Search Words .....	11
Reading Special Markers .....	12
Looking Up Words in Other Books .....	13
Resetting the Medical Book System .....	13
Book Card Care .....	14
Specifications and Patents .....	14
Limited Warranty (U.S. only) .....	15
Index .....	16

## ► About Book Card Compatibility

**IMPORTANT** This book card can be used *only* with the Medical Book System™ platform and will not function in any other Franklin BOOKMAN® platform.

The Medical Book System platform can use Franklin BOOKMAN book cards as well as Medical Book System book cards. However, Franklin BOOKMAN platforms cannot use Medical Book System book cards.

## ► For More Information

To learn more about the Medical Book System or other products from Franklin Electronic Publishers, call 800-665-5450 or visit the Franklin Web site at [www.franklin.com](http://www.franklin.com).

# Introduction to the HADI

---

This handbook offers a quick guide to possible adverse effects of drug interactions, with brief recommendations for precautionary measures. Pairs of interacting drugs are listed alphabetically, followed by the adverse interaction, its mechanism (in parentheses), references and recommendations for clinical management. These listings are usually based on clinical reports. Interactions listed for groups of drugs (such as “cephalosporins” or “antidepressants, tricyclic”) may not have been reported for every drug in the group; known exceptions to the interaction are noted.

It is not possible to determine the frequency of most interactions. When an interaction is documented by one or two case reports rather than clinical studies or reports in many patients, the year of each report is given as some indication of frequency.

Reports of interactions between more than two drugs have begun to appear in the medical literature. Where these have been documented, they are noted as comments under interacting pairs of drugs.

## **UNDOCUMENTED INTERACTIONS** —

New adverse interactions are continually being reported; the absence of a listing in this book

does not necessarily mean that drugs will not interact when given concurrently. Interactions extrapolated from animal studies or interactions reported with related drugs, frequently mentioned in other sources, such as the manufacturer’s package insert may not be included here.

Interactions between general anesthetics and drugs likely to be administered during surgery, such as autonomic drugs and local anesthetics, are not included. Interactions useful in therapy, such as increased plasma concentration of penicillin with concurrent use of probenecid, are also not listed. Drug combinations should be looked up under their components.

Common additive effects, such as occur with use of two antihypertensive agents or two central nervous system depressants, are generally not listed. Effects expected from the mechanism of a drug’s action, such as that of potassium on digitalis glycosides or calcium on calcium-entry blockers, and useful antagonist effects, such as that between a poison and an antidote, are also not included. Most interactions of drugs with foods, beverages, or other nutrients are not listed, but foods interacting with monoamine oxidase inhibitors are included.

### MECHANISMS OF INTERACTIONS —

Genetic differences can affect drug metabolism and interactions. Some drugs can interact by changing the metabolism of other drugs, either through inhibition or induction of any of several hepatic enzyme activities or through alterations in hepatic blood flow. Many drugs are metabolized by cytochrome P450 isozymes.

These isozymes are named according to a standard system, e.g., CYP3A4 or P4503A4.

Drugs that are substrates or inhibitors for the same isozyme *in vitro* are likely to interact, but no interaction may be detectable, or it may not be clinically significant. Other drugs alter the binding of another drug to plasma proteins or tissue receptors, alter the distribution of drugs to active receptor sites, delay or enhance excretion, or cause additive or synergistic effects.

**RECOMMENDATIONS** — Monitoring is most important when one of the interacting drugs is stopped or started. Some experienced clinicians may prefer to monitor the patient's clinical status rather than follow serum concentrations of drugs. Concurrent use of drugs from the same group, e.g., aspirin and other NSAIDs, should be avoided.

### Color Keys

**(MORE)** **(red)** Displays interactions between selected drug(s) and all other drugs in this book.

**(SPEC)** **(green)** Displays a glossary entry.

**(SEARCH)** **(yellow)** Searches for interactions among the selected drugs.

**(LIST)** **(blue)** Lists the items currently selected from the main drug list.

### Function Keys

**(BACK)** Erases typed letters, or backs up to the previous screen.

**(CAP)** Shifts keys to type capitals or punctuation.

**(CARD)** Exits the currently selected book.

**(CLEAR)** Clears your search and returns to the main drug list.

**(ENTER)** Enters a word, selects a menu item, or starts the highlight in text.

**(HELP)** Displays help messages.


**(MENU)** Displays the main menus.


**(ON/OFF)** Turns the platform on or off.

**(SPACE)** At menus and text, pages down. At entry screens, types a space.



**(?\*)** At menus, displays the title of a highlighted item. At text, displays the current entry title. With **(CAP)**, types an asterisk (\*) to stand for letters in a word.



### Direction Keys


 Pages up or down.




 Moves the cursor, text, or highlight.




### Key Combinations\*

 +  Transfers a highlighted word between installed book cards.

 +  At text, highlights special markers (e.g., bibliographic references, MAO inhibitor information, etc.).

 + **Q-P** Types numbers.

 +   
or  At text, displays the next or previous interaction or search match.

 +   
or  Goes to the top or bottom of a menu or text.

\* Hold the first key while pressing the second.

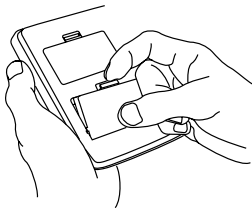
### ► Understanding the Keys

The functions of the keys may vary according to which book card is installed and selected in the platform. To learn how to use a particular book card, read its User's Guide.

## Installing Book Cards

**CAUTION** Never install or remove a book card when the platform is turned on. If you do, information entered in any installed book cards may be erased.

1. Turn the platform off.
2. Turn the platform over.
3. Align the book card tabs with the notches in a card slot.



4. Press the book card until it snaps into the slot.

### ► Removing Book Cards

**CAUTION** When you remove a book card from a platform, information entered in that book card may be erased.

## Selecting a Book

If you have installed two book cards in the platform, you can select which book you want to read.

1. Turn the platform on.
2. Press **CARD**.



3. Use **←** or **→** to highlight the book you want to use.



4. Press **ENTER** to select it.

### ► Resuming Where You Left Off


You can turn off the platform at any screen. When you turn it on again, the last screen that you viewed appears.

## Changing the Settings

Using the Setup menu, you can adjust the type size, shutoff time, and screen contrast of this book.

The type size sets how large the characters appear on screen. The shutoff time sets how long your Medical Book System stays on if you forget to turn it off.

1. Press **MENU**.
2. Highlight *Set Type Size*, *Set Shutoff*, or *Set Contrast* on the Setup menu.



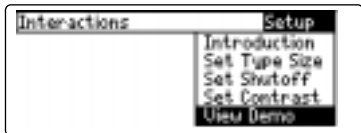
3. Press **ENTER**.
4. Use **↓** or **↑** to change the setting.  
Or press **BACK** to leave the setting unchanged.
5. Press **ENTER** to select it.



## Viewing a Demonstration

Before you start using this book, you may want to see a brief demonstration.

Press **(MENU)** and then use the arrow keys to highlight *View Demo* on the Setup menu.



Press **(ENTER)** to select it. To stop the demonstration, press **(CLEAR)**.

### ► Help is Always at Hand

You can view a help message at virtually any screen by pressing **(HELP)**. To exit help, press **(BACK)**.

To read a tutorial about this book, select *Tutorial* from the Setup menu.

For more information about the *Handbook of Adverse Drug Interactions*, select *Introduction* from the Setup menu.

### ► Follow the Arrows


The flashing arrows at the right of the screen show which arrow keys you can press to move through menus or view more text.

## Finding Drug Interactions

### For a Single Drug

You can select a single drug from the main drug list and quickly find drugs with which it interacts.

1. Press **(CLEAR)**.
2. Type a drug name. For example, type *heparin*.



To de-select a letter, press **(BACK)**.

You can also highlight a menu item by using  $\downarrow$  or  $\uparrow$ .

To type a number, hold **(\*)** and press a numbered key.

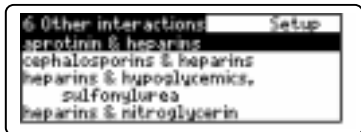
To see a full menu title, press **(?\*)**.

3. When the drug is highlighted, press **(ENTER)** to select it.

A check marks your selection.

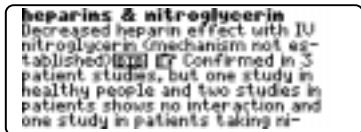
To deselect a drug, press **(ENTER)** again.

4. Press **(MORE)** (red) to find all the interactions for the selected drug listed in this book.



These are the interactions for heparin.

5. Type an interaction title or use the arrow keys to highlight an interaction. For example, highlight *heparins & nitroglycerin*.
6. Press **ENTER** to view it.



7. To go to the next or previous interaction, if any, hold **☆** and use **(DN)** or **(UP)**.
8. Press **CLEAR** when finished.

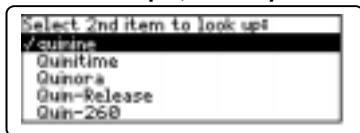
### ► About the Main Drug List

The main drug list contains brand and generic drugs, foods, as well as drug and food groups. Brand names are capitalized, but you do not need to type capitals. Note: In this User's Guide, "drug" refers to any item on the main drug list.

### Among Many Drugs

You can select up to 20 drugs at a time and find their interactions.

1. Press **CLEAR**.
2. Select a drug from the main drug list. For example, select *quinine*.



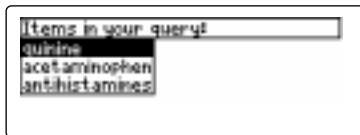
A check marks your selection.

3. Select other drugs, for example, select *acetaminophen* and *antihistamines*.

To deselect a drug, press **ENTER** again.

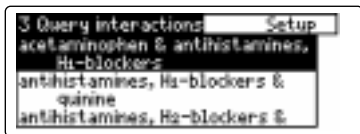
You can add more drugs here if you wish.

4. To see the drugs you have selected, press **LIST** (blue).



To see the glossary entry of a drug on your query list, highlight it and press **SPEC** (green) or **ENTER**.

5. Press **SEARCH** (yellow) to find interactions among the selected drugs.



6. Highlight an interaction and press **ENTER** to view it.



7. To find all the other interactions that include one of the selected drugs, press **MORE** (red).




8. Highlight an interaction to read and press **ENTER** to view it.

9. To go to the next or previous interaction, hold **☆** and use **DN** or **UP**.

10. Press **CLEAR** when finished.

### ► If You Misspell a Drug Name

When you type letters that do not match a drug on the main drug list, the spelling correction entry screen appears. You can press **BACK** repeatedly to exit it. Or you can enter the misspelled drug name to view corrections.



Select a correction to add it to your search, or press **↑** to select *Words starting with...* and view completions, if any.

### ▶ Searching for Parts of Words

If you want to find prefixes, suffixes, or other parts of words, type an asterisk (\*) to stand for a series of letters. To type an asterisk, hold **(CAP)** and press **(?\*)**.

For example, type *poly\** at the main drug list.

Correction mode - finish typing your word, then press **(HELP)**.

poly\*

Press **(HELP)** for more information

Then press **(ENTER)** to see its matches, or type a correction.

Matches for poly\*

Polycillin  
Polycitra Syrup  
Polycitra-K  
Polycitra-LC  
Polygam S/D

Use **↓** to highlight a match and then press **(ENTER)** to add it to your search.

All the drug interactions in the printed book are listed in alphabetical order on the Interactions menu.

### 1. Press **(MENU)**.

Interactions Setup  
acarbose & anticoagulants, oral  
acarbose & metformin  
acarbose & valproate  
acetaminophen & alcohol  
acetaminophen & anticoagulants,

### 2. Type the name of a drug or use the arrow keys to highlight it. For example, highlight *haloperidol & lithium*.

Interactions Setup  
haloperidol & lithium  
haloperidol & methyldopa  
haloperidol & metoclopramide  
haloperidol & narcotic/morphine-like

### 3. Press **(ENTER)**.

haloperidol & lithium  
Encephalopathy, lethargy, fever, confusion, extrapyramidal symptoms (mechanism not established); **(MON)** Monitor and discontinue both drugs if signs of toxicity occur.

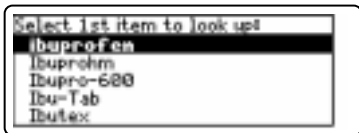
### 4. Use **↓**, **(DN)**, or **(SPACE)** to scroll.

### 5. Press **(CLEAR)** when finished.


## Using the Glossary

You can view a glossary entry for any drug on the main drug list. A glossary entry can contain a drug's generic or brand name, any drug or food groups to which it belongs, and MAO inhibitor information.

1. Press **CLEAR**.
2. Highlight a drug on the main drug list. For example, highlight *ibuprofen*.



3. Press **SPEC** (green) to see its glossary entry.




4. Use **↓**, **DN**, or **SPACE** to scroll.
5. To go back to the main drug list, press **BACK**.

## Highlighting Search Words

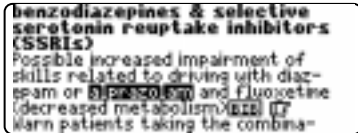
You can also find a glossary entry for a drug by highlighting it in text. Note: You can only search for drugs that are listed in this book.

1. At the text, press **ENTER**.




To turn off the highlight, press **BACK**.

2. Use the arrow keys to highlight a drug.



3. Press **ENTER** to find its glossary entry.



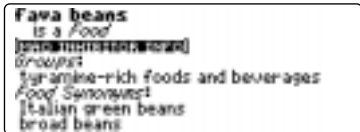
4. To go back, press **BACK**.
5. Press **CLEAR** when finished.

# Reading Special Markers

Throughout this book, you will find bibliographic references (indicated by **[BIB]**s), and notes about foods that interact with MAO inhibitors (indicated by **[MAO INHIBITOR INFO]**s). Bibliographic references provide additional information. **[MAO INHIBITOR INFO]** markers are usually found in glossary entries.

Note: The hand icon (**[H]**) is not a special marker. It separates the interaction description from any commentary on the interaction.

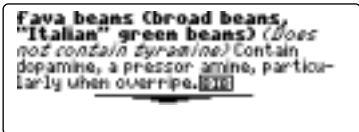
1. When you see a **[BIB]**, or **[MAO INHIBITOR INFO]** in the text, hold **[☆]** and press **[ENTER]**.



Notice the highlight. To undo the highlight, press **[BACK]**.

2. Press **[ENTER]**.

# Reading Special Markers



3. Press **[BACK]** repeatedly to go back.

## ► Reading Multiple Special Markers

Sometimes more than one special marker appears on screen at one time.

To highlight the first special marker, hold **[☆]** and press **[ENTER]**. To highlight subsequent special markers, continue holding **[☆]** and press **[ENTER]** again.

When you have highlighted the special marker that you want, press **[ENTER]** to read it. Then press **[BACK]** to return to the highlighted item.

## Looking Up Words in Other Books





---

The Medical Book System platform enables you to look up a word from one installed book card in the other installed book card.

This book card can send words to and receive words from other book cards. Some book cards are not able to transfer words. To learn if a book card can send or receive words, read its User's Guide.

- 1. Install two book cards in the platform.**
- 2. Select a book to read.**
- 3. Highlight a word in that book.**

You can highlight words in menus, lists, entries, and other text. To learn how to highlight a word in this book, read "Highlighting Search Words."



- 4. Hold  and press .**
- 5. Highlight the icon of the other book card and then press .**  
The word that you highlighted appears in the other book.
- 6. Press  again, if needed, to search for the word in the other book.**

## Resetting the Medical Book System

---

If, due to electrostatic discharge or other cause, the keyboard fails to respond or the screen performs erratically, try the steps below to reset the platform. Perform only as many steps as required to restore normal operation.

**CAUTION** Resetting the platform when book cards are installed may erase settings and information entered in those book cards. Remove all book cards before resetting.

- 1. Hold  and press  twice.**  
If nothing happens, try Step 2.
- 2. Use the end of an opened paper clip to gently press the reset button on the back of the platform.**  
The reset button is recessed in a pin-sized hole located near the book card slots.  
**CAUTION** Pressing the reset button with more than light pressure may permanently disable it.  
If nothing happens, try Step 3.
- 3. Remove and reinstall the batteries.**  
To learn how, read the Medical Book System platform's User's Guide.

## Book Card Care

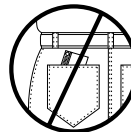
---

- **Do not touch the metal contacts on the book cards.**

**CAUTION** Touching the electrical contacts with statically charged objects, including your fingers, could erase information entered in a book card.



- **Do not put excessive pressure on the book cards.**



- **Do not expose the book cards to heat, cold, or liquids.**



## Specifications and Patents

---

### Model HAD-3018

- size: 5.9 x 4.2 x 0.6 cm
- weight: 0.4 oz

© 1999 Franklin Electronic Publishers, Inc., Burlington, N.J. 08016-4907 U.S.A. All rights reserved.

© 1998 by The Medical Letter, Inc. All rights reserved.

Medical Book System and BOOKMAN are trademarks of Franklin Electronic Publishers, Inc.

**FCC Notice:** Complies with the limits for a Class B computing device pursuant to Subpart B of part 15 of FCC Rules. Operation is subject to the following two conditions: (1) This device may not cause harmful interference; and (2) This device must accept any interference received, including interference that may cause undesired operation.

U.S. Patents 4,490,811; 4,830,618; 5,113,340; 5,218,536; 5,321,609; 5,396,606; 5,627,726; 5,153,831.  
Euro. Patent 0 136 379.

German Pats. M9409743.7, M9409744.5.  
PATENTS PENDING.  
ISBN 1-56712-492-5



# Limited Warranty (U.S. only)

---

Franklin Electronic Publishers, Inc. ("Franklin") warrants to the end user that this product will be free from defects in material and workmanship for a period of ONE YEAR from the date of original retail purchase, as evidenced by sales receipt. On discovery of a defect, the end user must return this product (transportation charges prepaid) either to the dealer from whom it was purchased or directly to Franklin at the address given below. Each product returned must include the user's name, address, and telephone number, as well as a brief description of the nature of the defect and a copy of the sales receipt as proof of the date of the original retail purchase. Franklin will, at its sole option, repair or replace with an equivalent product any product at no further charge to the end user on determination by Franklin, in its sole discretion, that the product was defective and that such defect arose within the duration of this limited warranty.

Enclose \$3.00 check or money order for shipping and handling to Franklin Electronic Publishers, Inc.

This warranty does not apply if, in the sole discretion of Franklin, the product has been tampered with, damaged by accident, abuse, misuse, or misapplication, or as a result of service or modification by any party, including any dealer, other than Franklin. FRANKLIN SHALL NOT BE RESPONSIBLE IN ANY WAY FOR ANY SERVICE OR MODIFICATION TO THIS PRODUCT BY ANY PARTY, INCLUDING ANY DEALER, OTHER THAN FRANKLIN.

This warranty applies only to products manufactured by or for Franklin. Batteries, corrosion of battery contacts and any damage caused by batteries are not covered by this warranty.

ALL IMPLIED WARRANTIES, INCLUDING ANY IMPLIED WARRANTIES OF MERCHANTABILITY OR FITNESS FOR A PARTICULAR PURPOSE, SHALL BE STRICTLY LIMITED IN DURATION TO THAT OF THE EXPRESS WARRANTY SET FORTH ABOVE, THAT IS, ONE YEAR FROM THE DATE OF ORIGINAL RETAIL PURCHASE.

THE WARRANTY AND REMEDY SET FORTH ABOVE

ARE THE EXCLUSIVE REMEDY OF THE RETAIL BUYER AND END USER IN CONNECTION WITH THE MANUFACTURE, SALE, OR USE OF THIS PRODUCT AND ARE IN LIEU OF ANY AND ALL OTHER WARRANTIES OR REMEDIES, WRITTEN OR ORAL, EXPRESS OR IMPLIED. NO FRANKLIN DEALER, AGENT, OR EMPLOYEE IS AUTHORIZED TO MAKE ANY ADDITIONAL WARRANTY IN THIS REGARD OR TO MAKE ANY MODIFICATION OR EXTENSION OF THIS EXPRESS WARRANTY.

FRANKLIN SHALL NOT BE RESPONSIBLE FOR SPECIAL, INCIDENTAL, OR CONSEQUENTIAL DAMAGES RESULTING FROM THE BREACH OF ANY EXPRESS OR IMPLIED WARRANTY OR IN CONNECTION WITH THE MANUFACTURE, SALE, OR USE OF THIS PRODUCT UNDER ANY LEGAL THEORY, WHICH DAMAGES SHALL INCLUDE, BUT NOT BE LIMITED TO, LOST PROFITS, DAMAGES TO PROPERTY OR DAMAGES FOR PERSONAL INJURY (BUT ONLY TO THE EXTENT PERMITTED BY LAW). UNLESS OTHERWISE CONTRARY TO APPLICABLE LAW, FRANKLIN'S LIABILITY SHALL IN NO CASE EXCEED THE PRICE PAID FOR THE PRODUCT CLAIMED TO BE DEFECTIVE.

This warranty shall not be applicable to the extent that the enforcement of any provision may be prohibited by applicable law. This warranty gives you specific rights, and you may also have other rights which vary from state to state. Some states do not allow the exclusion or limitation of incidental or consequential damages or limitation on how long an implied warranty may last so the above limitation or exclusion may not apply to you. Enclose \$3.00 check or money order for shipping and handling to:

FRANKLIN ELECTRONIC PUBLISHERS, INC.  
ATTENTION: SERVICE DEPARTMENT  
ONE FRANKLIN PLAZA  
BURLINGTON, NEW JERSEY 08016-4907  
609-386-2500

This product, excluding batteries, is guaranteed by Franklin for a period of one year from the date of purchase. It will be repaired or replaced with an equivalent product (at Franklin's option) free of charge for any defect due to faulty workmanship or materials.

Products purchased outside the United States that are returned under warranty should be returned to the original vendor with proof of purchase and description of fault. Charges will be made for all repairs unless valid proof of purchase is provided.

This warranty explicitly excludes defects due to misuse, accidental damage, or wear and tear. This guarantee does not affect the consumer's statutory rights.

This unit may change operating modes due to Electrostatic Discharge. Normal operation of this unit can be re-established by pressing the reset key, **ON/OFF**, or by removing/replacing batteries.

- ?\* key** 4, 10
- Arrow keys** 5, 7
- Auto-resume feature** 6
- BIB marker** 12
- Blue (LIST) key** 4, 8
- Book cards**
  - installing 5
  - platform compatibility 2
  - removing 5
  - selecting 6
- Changing**
  - screen contrast 6
  - shutoff time 6
  - type size 6
- Color keys**
  - key guide 4
  - understanding 4
- Demonstration** 7
- Direction keys** 5
- Drugs**
  - deselecting 7
  - highlighting 7
  - selecting 7
- Function keys** 4
- Glossary entry** 8, 11, 12
- Green (SPEC) key** 4, 8, 11
- Hand icon** 12

**Help messages 7**

**Highlighting**

- bibliographic references 12
- MAO Inhibitor Info markers 12
- MAO inhibitor information 5
- search words 11
- words 11

**Interactions menu 10**

**Introduction, reading 7**

**Key combinations 5**

**LIST (blue) key 4, 8**

**Main drug list, about 8**

**MAO Inhibitor Info marker 12**

**MAO inhibitor information  
3, 5, 11, 12**

**Misspellings, correcting 9**

**MORE (red) key 4, 7**

**Numbers, typing 5**

**Parts of words, searching for 10**

**Red (MORE) key 4, 7**

**Reset button 13**

**Screen contrast 6**

**SEARCH (yellow) key 4**

**Shutoff time 6**

**SPEC (green) key 4, 8, 11**

**Special markers, reading 12**

**Spelling correction entry screen  
9, 10**

**Tutorial 7**

**Type size 6**

**Viewing**

- bibliographic references 12
- cross-references 12
- demonstration 7
- help messages 7

**Words, highlighting 11**

**Yellow (SEARCH) key 4**