

Franklin®

BOOKMAN®

ELECTRONIC BOOK CARD

Voice Pad™

USER'S GUIDE
VPD-2048

Introduction

Congratulations! Your new Voice Pad™ is a unique and useful book card that lets you record and play back voice messages on your BOOKMAN®.

You can carry the Voice Pad in your BOOKMAN or take it out and carry it separately. Either way, your messages are saved without the need for extra batteries.

The Voice Pad provides 20 sec-

onds of total recording time in which you can record as many messages as you like. Record brief reminders to yourself or leave messages for others.

The Voice Pad is easy to use. Just follow the steps in this User's Guide. And to get even more from your Voice Pad, read the special tips marked with a key icon.


Let's get started!

Diagram and Key Guide	2
Installing the Voice Pad	3
Recording Messages	4
Playing Messages	5
Troubleshooting	6
Book Card Care	7
Specifications	8
Limited Warranty	8
License Agreement	9

Diagram and Key Guide

RESET (blue):
Resets the Voice Pad to the start of the first message.

RECORD (red):
When held down, records a message.



**Recording/
end-of-message
light**


Speaker/microphone

PLAY (green):
Plays the next message. Immediately after recording a message, plays the first message.

Installing the Voice Pad

Because the Voice Pad has no batteries of its own, it will operate only when installed in your BOOKMAN and when your BOOKMAN is turned *off*.

1. **Turn off your BOOKMAN.**
2. **Turn over your BOOKMAN.**
3. **Align the tabs of the Voice Pad with the notches in the slot.**



4. **Press the Voice Pad down until it snaps into place.**



If you try to use an installed Voice Pad when your BOOKMAN is turned on, the Voice Pad won't work. However, you won't damage your BOOKMAN or any other installed book cards if you leave your Voice Pad in a card slot when you're not using it.

Recording Messages

Within the 20 seconds of recording time available on the Voice Pad, you can record as many messages as you like.

1. **Make sure that the Voice Pad is installed in your BOOKMAN and that your BOOKMAN is turned off.**
2. **Hold the installed Voice Pad about two-to-six inches from your mouth.**
3. **Press and hold the red RECORD button.**

Notice that the recording/end-of-message light goes on.

4. **Speak directly into the speaker/microphone.**
5. **When you're finished speaking, release the RECORD button.**

If the recording/end-of-message light goes off before you release the RECORD button, the 20-second total time for messages ran out.

6. **To record the next message, repeat these steps.**



To erase a message, go to the start of that message and then record over it. For example, if you recorded three messages on your Voice Pad and wanted to keep the first two, you would press RESET, play the first two messages, and then hold RECORD.

Please note, however, that when you're recording over a message, there is no warning that you're not also recording over subsequent messages.

Playing Messages

Playing your messages is easy. Just use the RESET and PLAY buttons.

- 1. Press the blue RESET button to reset the Voice Pad to the start of the first message.**
- 2. Press the green PLAY button to hear the first message.**
- 3. Press PLAY again to hear the other messages, if any.**

Notice that the recording/end-of-message light briefly flashes at the end of each message.

- 4. To return to the start of the first message, press RESET.**



Keep these tips in mind when playing your messages:

- Immediately after recording a message, you can press PLAY to reset the Voice Pad *and* hear the first message. At all other times, pressing PLAY plays the next message on the Voice Pad.
- When you're playing a message, you can't record a new message or reset the Voice Pad to its first message.
- Don't worry about losing your recorded messages. You can remove the Voice Pad from your BOOKMAN for any period of time, reinstall it, and then play your messages.

Problem

Possible Solution

1. When I press the buttons on the Voice Pad, nothing happens.

1. The Voice Pad won't work if it isn't installed in your BOOKMAN and your BOOKMAN is turned *off*. Please read "Installing the Voice Pad" to learn how to get your Voice Pad ready for use.

2. I've recorded messages, but when I press the PLAY button, I don't hear a message.

2. The RECORD button starts recording whenever it is pressed. So if you inadvertently press RECORD without speaking into the Voice Pad, a wordless "message" will be recorded. Later, when you press PLAY, you'll hear that blank message.

You can check to see if this is the case by watching the recording/end-of-message light when you press PLAY. If it flashes, some "message" was played. To get rid of blank messages, simply record over them.

- **Do not touch the metal contacts on your book cards.**

Caution: Touching these electrical contacts with statically charged objects, including your fingers, could erase information entered in a book card.



- **Do not put excessive weight on your book cards.**



- **Do not expose your book cards to heat, cold, or liquids.**



Specifications

Model: VPD-2048 *Voice Pad™*

- size: approx. 5.9 x 4.2 x 0.6 cm
- weight: approx. 0.4 oz

© 1996 Franklin Electronic Publishers, Inc., Burlington, NJ 08016-4907 U.S. All rights reserved.

BOOKMAN is a trademark of Sherwin M. Borsuk. Used under license.

Voice Pad is a trademark of Franklin Electronic Publishers, Inc.

FCC Notice: Complies with the limits for a Class B computing device pursuant to Subpart B of part 15 of FCC Rules. Operation is subject to the following two conditions: (1) This device may not cause harmful interference; and (2) This device must accept any interference received, including interference that may cause undesired operation.

Deutsch Pats. No. M9409743.7 and M9409744.5. Patents Pending

ISBN 1-56712-279-5

This unit may change operating modes due to Electrostatic Discharge. Normal operation of this unit can be re-established by pressing the reset key, the ON/OFF key, or removing/replacing batteries.

Limited Warranty (U.S. only)

FRANKLIN warrants to you that the BOOKMAN PRODUCT will be free from defects in materials and workmanship for one year from purchase. In the case of such a defect in your BOOKMAN PRODUCT, FRANKLIN will repair or replace it without charge on return, with purchase receipt, to the dealer from which you made your purchase or Franklin Electronic Publishers, Inc., One Franklin Plaza, Burlington, New Jersey 08016-4907, within one year of purchase. Alternatively, FRANKLIN may, at its option, refund your purchase price.

Data contained in the BOOKMAN PRODUCT may be provided under license to FRANKLIN. FRANKLIN makes no warranty with respect to the accuracy of data in the BOOKMAN PRODUCT. No warranty is made that the BOOKMAN PRODUCT will run uninterrupted or error free. You assume all risk of any damage or loss from your use of the BOOKMAN PRODUCT.

This warranty does not apply if, in the sole discretion of FRANKLIN, the BOOKMAN PRODUCT has been tampered with, damaged by accident, abused, misused, or misapplication, or as a result of service or modification by any party, including any dealer, other than FRANKLIN. This warranty applies only to products manufactured by or for FRANKLIN. Batteries, corrosion, or battery contacts and any damage caused by batteries are not covered by this warranty. NO FRANKLIN DEALER, AGENT, OR EMPLOYEE IS AUTHORIZED TO MAKE ANY ADDITIONAL WARRANTY IN THIS REGARD OR TO MAKE ANY MODIFICATION OR EXTENSION OF THIS EXPRESS WARRANTY. THE FOREGOING WARRANTY IS EXCLUSIVE AND IS IN LIEU OF ALL OTHER EXPRESS OR IMPLIED WARRANTIES, WRITTEN OR ORAL, INCLUDING, BUT NOT LIMITED TO, WARRANTIES OF MERCHANTABILITY OR FITNESS FOR A PARTICULAR PURPOSE. YOUR SOLE AND EXCLUSIVE REMEDY SHALL BE FRANKLIN'S OBLIGATION TO REPLACE OR REFUND AS SET FORTH ABOVE IN THIS WARRANTY. Some States do not allow the exclusion of implied warranties, or limitations on how long a warranty lasts. This warranty gives you specific rights; you may also have additional rights which vary from State to State. This warranty shall not be applicable to the extent that enforcement of any provision may be prohibited by applicable law.

FRANKLIN SHALL IN NO EVENT BE LIABLE TO YOU OR TO ANY OTHER PERSON FOR ANY SPECIAL, INCIDENTAL, OR CONSEQUENTIAL DAMAGES, OR ANY OTHER INDIRECT LOSS OR DAMAGE, ARISING OUT OF YOUR PURCHASE, THE MANUFACTURE OR SALE OF THE BOOKMAN PRODUCT, THIS LICENSE, OR ANY OBLIGATION RESULTING THEREFROM OR THE USE OR PERFORMANCE OF THE BOOKMAN PRODUCT UNDER ANY LEGAL THEORY, WHETHER BREACH OF CONTRACT, TORT, STRICT LIABILITY OR ANY OTHER CAUSE OF ACTION OR PROCEEDING, WHICH DAMAGES SHALL INCLUDE, BUT NOT BE LIMITED TO, LOST PROFITS, DAMAGES TO PROPERTY, OR PERSONAL INJURY (BUT ONLY TO THE EXTENT PERMITTED BY LAW). FRANKLIN'S ENTIRE LIABILITY FOR ANY CLAIM OR LOSS, DAMAGE, OR EXPENSE FROM ANY SUCH CAUSE SHALL IN NO EVENT EXCEED THE PRICE PAID FOR THE BOOKMAN PRODUCT. THIS CLAUSE SHALL SURVIVE FAILURE OF AN EXCLUSIVE REMEDY. This license and warranty is governed by the laws of the United States and the State of New Jersey.

License Agreement

READ THIS LICENSE AGREEMENT BEFORE USING ANY BOOKMAN BOOK CARD.

YOUR USE OF THE BOOKMAN BOOK CARD DEEMS THAT YOU ACCEPT THE TERMS OF THIS LICENSE. IF YOU DO NOT AGREE WITH THESE TERMS, YOU MAY RETURN THIS PACKAGE WITH PURCHASE RECEIPT TO THE DEALER FROM WHICH YOU PURCHASED THE BOOKMAN BOOK CARD AND YOUR PURCHASE PRICE WILL BE REFUNDED. BOOKMAN BOOK CARD means the software product and documentation found in this package and FRANKLIN means Franklin Electronic Publishers, Inc.

LIMITED USE LICENSE

All rights in the BOOKMAN BOOK CARD remain the property of FRANKLIN. Through your purchase, FRANKLIN grants you a personal and nonexclusive license to use the BOOKMAN BOOK CARD on a single FRANKLIN BOOKMAN at a time. You may not make any copies of the BOOKMAN BOOK CARD or of the data stored therein, whether in electronic or print format. Such copying would be in violation of applicable copyright laws. Further, you may not modify, adapt, disassemble, decompile, translate, create derivative works of, or in any way reverse engineer the BOOKMAN BOOK CARD. You may not export or reexport, directly or indirectly, the BOOKMAN BOOK CARD without compliance with appropriate governmental regulations. The BOOKMAN BOOK CARD contains Franklin's confidential and proprietary information which you agree to take adequate steps to protect from unauthorized disclosure or use. This license is effective until terminated. This license terminates immediately without notice from FRANKLIN if you fail to comply with any provision of this license.

FRB-28044-00
P/N 7201123

Printed in the U.S.
Rev A.

Read This First!

The first time that you use your new Voice Pad™, follow these steps. You'll learn how to hear the prerecorded messages, if any, and how to record and play your first message. Then read the User's Guide for more details.

1. Turn off your BOOKMAN.

2. Install the Voice Pad in your BOOKMAN.

If your BOOKMAN has more than one book card slot, install the Voice Pad card in the slot on the left. (See the other side of this page.)

3. Press the green PLAY button on the Voice Pad to hear the first prerecorded message, if any.

4. Press PLAY again to hear the second prerecorded message.

5. Press the blue RESET button.

6. Hold the red RECORD button and speak directly into the Voice Pad to record a message.

Notice that the recording/end-of-message light goes on.

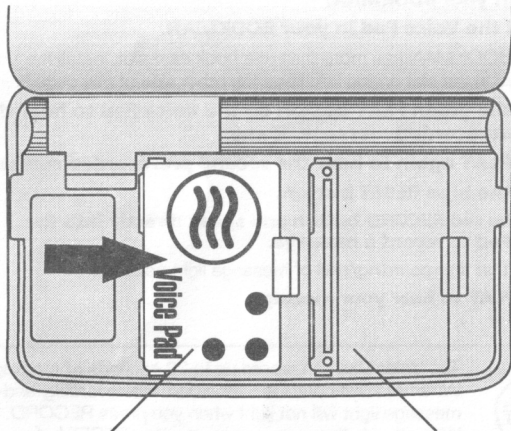
7. Press PLAY to hear your message.



The Voice Pad can record up to 20 seconds of messages. When all 20 seconds are recorded, the recording/end-of-message light will not light when you press RECORD. When that is the case, you must press RESET before you can record a new message over an existing message.

Important Notice

To use the Voice Pad™ in a BOOKMAN unit that has two book card slots, you must install the Voice Pad card in the slot on the left, as shown below.



Install your Voice Pad here.

Don't install Voice Pad here.