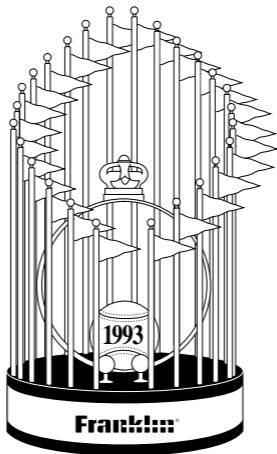


Franklin[®]
Electronic Publishers

For Use with the Franklin
Digital Book System

IC-108

DIGITAL BOOK[™]



Big League
Baseball[™]

ENCYCLOPEDIA

User's Manual

License Agreement

READ THIS LICENSE AGREEMENT BEFORE USING THE DIGITAL BOOK. YOUR USE OF THE DIGITAL BOOK DEEMS THAT YOU ACCEPT THE TERMS OF THIS LICENSE. IF YOU DO NOT AGREE WITH THESE TERMS, YOU MAY RETURN THIS PACKAGE WITH PURCHASE RECEIPT TO THE DEALER FROM WHICH YOU PURCHASED THE DIGITAL BOOK AND YOUR PURCHASE PRICE WILL BE REFUNDED. DIGITAL BOOK means the software product and documentation found in this package and FRANKLIN means Franklin Electronic Publishers, Inc.

LIMITED USE LICENSE

All rights in the DIGITAL BOOK remain the property of FRANKLIN. Through your purchase, FRANKLIN grants you a personal and nonexclusive license to use the DIGITAL BOOK on a single FRANKLIN Digital Book System at a time. You may not make any copies of the DIGITAL BOOK or of the data stored therein, whether in electronic or print format. Such copying would be in violation of applicable copyright laws. Further, you may not modify, adapt, disassemble, decompile, translate, create derivative works of, or in any way reverse engineer the DIGITAL BOOK. You may not export or re-export, directly or indirectly, the DIGITAL BOOK without compliance with appropriate governmental regulations. The DIGITAL BOOK contains Franklin's confidential and propriety information which you agree to take adequate steps to protect from unauthorized disclosure or use. This license is effective until terminated. This license terminates immediately without notice from FRANKLIN if you fail to comply with any provision of this license.

Contents

1B Getting Started 4

- Install the Digital Book 5
- Adjust the Contrast 6
- See a Demonstration 7
- Learn About Requests 9
- Learn About Stats 11
- Learn the Keys 12

2B Simple Requests 13


- Finding Players' Stats 14
- Finding Team Stats 17
- Finding League Standings 20
- World Series & Award Winners 23
- Best and Worst Batting Stats 27
- Best and Worst Pitching Stats 30
- Requests with Ratios 33

3B Advanced Requests 36

- Adding a Limiter 37
- Limiting By Team 41
- Limiting by Year 43
- Adding Qualifiers 46

HR	Reference	49
	Commands	50
	Sample Ratios	51
	Limiters and Qualifiers	52
	Digital Book System	53
	Installing and Removing Digital Books	54
	Restarting the Digital Book System	54
	Switching Between Digital Books	55
	Replacing Batteries	56
	Protecting the Digital Book System	57
	Limited Warranty	58
	Specifications	59
	Index	60

Getting Started

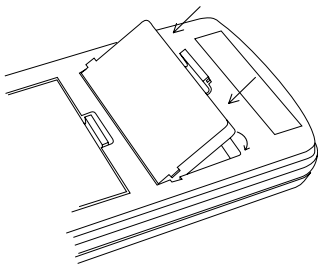


If you're using the Big League Baseball Encyclopedia™ for the first time, read this section.

Install the Digital Book

You must install the Big League Baseball Encyclopedia™ before you can use it.

1. Turn the Digital Book System off.
2. Insert the Big League Baseball Encyclopedia™ in a slot on the back.



Align the book's tabs with the notches in the slot. Then snap the book in place.

3. Press **ON/OFF** .



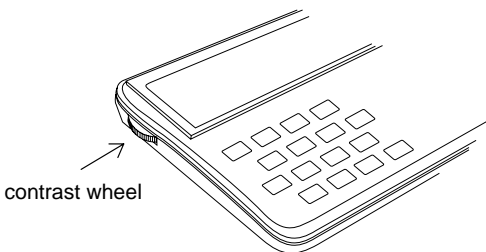
Protecting Information

Installing a digital book while the Digital Book System is on may erase information that you entered in the other installed digital book.

Adjust the Contrast

After you've installed the Big League Baseball Encyclopedia™, you can adjust the screen contrast at any time.

- 1. Turn the contrast wheel on the left side of the Digital Book System.**



- 2. If the screen is still blank, check the batteries.**

See "Replacing the Batteries" in Digital Book System.





Resuming Where You Left Off

If you turn off the Digital Book System while you're using the Big League Baseball Encyclopedia™, you'll return to the previous display next time you turn the unit on.

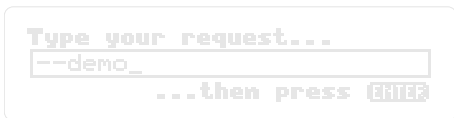
See a Demonstration

Here's how to see a brief demonstration of what the Big League Baseball Encyclopedia™ can do.

1. Press **CLEAR**.
2. Press  or  to highlight the Big League Baseball trophy symbol.



3. Press **ENTER**.
4. Type **--demo** in the request box.



5. Press **ENTER**.
6. To stop the demonstration, press **CLEAR**.



Use with All-time Baseball Manager

The Big League Baseball Encyclopedia™ can be used together with the All-time Baseball Manager to create new and exciting teams for you to manage.



Set Automatic Shut off

The Big League Baseball Encyclopedia™ is preset to shut off automatically after 2 minutes of nonuse.

You can find set shutoff under the Other menu.

Under the Other menu, select Set Shutoff and then press **ENTER**. Select a number from 1 to 4. Then press **ENTER** again.



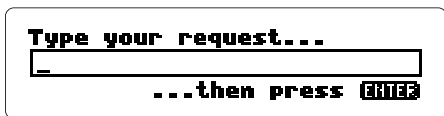
Help is Always at Hand

To . . .	Press . . .
See a help message at any time	HELP
Move down the message	
Exit the message	BACK

Learn About Requests

There are two ways to request stats using the Big League Baseball Encyclopedia™.

A request specifies which stats you wish to see. You can enter requests for stats at the Request Line.





The Request Line

Or you can select items from the menus. To see the main menu, Press **MENU**.



Understanding Menus

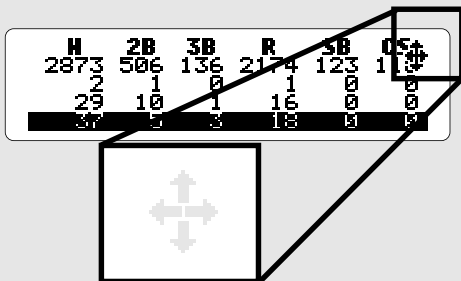
Use  or  to highlight the menu you wish to view.

To select a menu item highlight it, then press **ENTER**.



Following the Arrows

When viewing stats, you'll see arrows at the top right of Big League Baseball's screen:



To...

Press

Move up or down



Move left or right




Zoom to top or bottom
of stats



Zoom to left or right
of stats



Page up or down



Learn About The Stats









To enter a request you need to learn the stats.

Big League Baseball records up to 35 career and annual stats for each player.







Batting	Pitching	Biographical
at-bats (AB)	innings pitched (IP)	weight (WT)
batting avg. (BA)	earned run avg. (ERA)	height (HT)
home runs (HR)	wins (W)	throws right (TR)
runs batted in (RBI)	losses (L)	throws left (TL)
hits (H)	saves (SV)	bats right (BR)
triples (3B)	earned runs (ER)	bats left (BL)
doubles (2B)	walks (BB)	bats switch (BS)
runs (R)	strikeouts (SO)	hall of fame (HOF)
stolen bases (SB)	hits allowed (H)	positions played (P)
total bases (TB)	games played (G)	first base (1B)
slugging avg. (SLG)	complete games (CG)	second base (2B)
caught stealing (CS)	home runs given up (HR)	third base (3B)
strike outs (SO)	shut outs (SHO)	short stop (SS)
walks (BB)		catcher (C)
games played (G)		outfield (OF)
		designated hitter (DH)

Learn the Keys








Function Keys

	Clear to blank Request Line.
	See the Main Menu.
	Switch between batting and pitching stats.
	Type a backslash (/).
	Switch between digital books.
	Enter a request.
	See a help message.
	Back up to previous screen or erase letters.


Direction Keys

 	Move left or right.
 	Move up or down in a list.
 	Page up or down in a list.

Gold Key Combinations

 +  	Go to the top or bottom of a list.
 +  	Go to the next or previous part of a long list.
 + number	Type numbers.

Simple Requests



This section shows
the simplest ways to find stats by
player, team and league.

Finding Players' Stats

In this example, we'll find batting and other stats for Hank Aaron.

1. At the Request Line, type a players' name. Then press **ENTER**.

Type your request...

hank aaron_

...then press **ENTER**

To erase letters, press **←**.

2. Press **→** to see the player's full name and handedness.

Aaron, Hank (Henry) R/R						
BATTING--						
	G	AB	BA			
TOTALS:	3298	12364	.305			
1954 MIL-N	122	468	.280			
1955 MIL-N	153	602	.314			

3. Press **→** repeatedly to see his date of birth, weight, height, and position (s) played.

B	2/25/1934	WE	180	HT	6'00"
HR	RBI	H	2B	3B	R
755	2297	3771	624	98	2174
13	69	131	27	6	58
27	106	189	37	9	105

You can press **←** plus **←** to zoom to the left.

4. Press  to see his career batting stats.

```

Aaron, Hank (Henry) BR/TR
BATTING-- G AB BA
TOTALS= 3298 12364 .305
1954 MIL-N 122 468 .280
1955 MIL-N 153 602 .314
    
```

To see more career stats, press .

5. Press  repeatedly to see his annual stats.

```

Aaron, Hank (Henry) BR/TR
BATTING-- G AB BA
TOTALS= 3298 12364 .305
1954 MIL-N 122 468 .280
1955 MIL-N 153 602 .314
    
```

6. When you're done, press .




Viewing Pitcher's Stats

To see career and annual stats for a pitcher, type a name at the Request Line. Then press

.

```



Aaron, Nolan (Lynn) BR/TR
PITCHING-- G IP
TOTALS= 794 5319.2
1966 NY-N 2 3.0
1968 NY-N 21 134.0
    
```

To see pitcher's batting stats (if he batted), press .




More About Entering Players' Names

- You can enter players by their first name and last name, last name and first name, or last name alone (e.g., MEL OTT, OTT MEL, or OTT). It is best to type the first name first.
- If you misspell a name, or if you enter a name shared by more than one player, you'll see a list of players.
- You can enter a players' nickname. If you type in a nickname, you will see a list of players.

Press  to move down the list. When the player you want is highlighted press .



Viewing the Stats

To view a player's biographical stats, highlight the player's name and use the  to scroll to the right. Zoom to the left before trying to view the player's career and annual stats.

To see a player's career and annual stats, highlight the line you wish to view, and scroll to the right.

Finding Team Stats

To find teams' annual batting and pitching stats, enter a team and a year. You can enter a team's name, city, or city abbreviation.

In this example, we'll find the stats for the 1986 New York Mets.

1. At the Request Line, type a team name and a year. Then press **ENTER** .

Type your request...
mets 1986
...then press **ENTER**

To type the year, press **⓪** plus the numbered keys. If you don't enter a year, you'll see the team's first-year stats.

You can also type **mets 86**, **86 mets** or **1986 mets**.

2. Press **↵** to see the team batting stats.

1986 NEW YORK METS (NL)	
BATTING--	G
TOTALS:	162
Hernandez, Keith	149
Carter, Gary	132

Finding Team Stats

3. Press  repeatedly to see individual batting stats.



BATTING--	G	
Knight, Ray	137	
Strawberry, Darryl	136	
Dykstra, Lenny	147	
Santana, Rafael	139	

To see more batting stats, press .

4. Press  to see team pitching stats.





1986 NEW YORK METS (NL)		
PITCHING--	G	IP
TOTALS:	162	1484.0
Gooden, Dwight	38	259.0
Darling, Ron	34	237.0

To see more pitching stats, press .

5. Press  repeatedly to see team member's pitching stats.
6. When you're done, press .



Seeing Other Year's Stats

At team stats, you can see the following year's stats by pressing  plus  or those of previous years by pressing  plus .



Moving From Team to Player Stats

At team stats, you can see players' career and annual stats simply by pressing **ENTER** when their names are highlighted.

To return to team stats, press **BACK**.



Typing Numbers and Years

To type years, first press the **0** and then press a number. Hold down the **0** to type more than one number.

When entering years, if you enter two digits Big League Baseball assumes the twentieth century (e.g., 69 means 1969).

To enter a nineteenth century year, type all four digits (e.g., 1892).

Finding League Standings

League standings include won/lost percentages and games behind first place.

In this example, we'll find the National League standings for 1992.

1. At the Request Line, type **nl 1992**.
Then press **ENTER**.

Type your request...

```
nl 1992_
```

...then press **ENTER**

Type a space between the league and year.

To type the year, press **0** plus the number keys.

2. Press **↓** to see the NL East standings.



```
1992 NL EAST
TEAM      W  L  PCT  GB
PIRATES   96 66 .593  --
EXPOS     87 75 .537  9.0
CARDINALS 83 79 .512 13.0
```

Eastern division records are shown before the Western division.

3. Press **↓** to see each teams won/lost percentage and games behind.






4. Press  repeatedly to see the NL West standings.

TEAM	W	L	PCT	GB
METS	72	90	.444	24.0
PHILLIES	70	92	.432	26.0
WESTERN LEAGUE				
BRAVES	98	64	.605	--

5. To see teams' won/lost percentage and games behind, press .
6. When you're done, press .



More About Standings

- At league standings, you can see the following year's standings by pressing  plus . To see the previous year, press  plus .
- You can find teams' won/lost records and winning percentages over seasons by entering their league and a year range.
For example, enter AL 1937-64.
- Also at league standings, you can see team stats by pressing  when a team is highlighted.



Bad Requests

If you see the “Bad Request” message, check the following:

- that you typed correct stat abbreviations and spaces between each element in your request,
- that your ratio doesn't mix batting and pitching stats or contain a ratio itself, or
- that your request contains no more than two limiters.

World Series & Award Winners

You can find the following categories with the Big League Baseball Encyclopedia™:

To See . . .	Select. . .
World Series results	WS
National League Championship Series results	NLCS
American League Championship Series results	ALCS
All-star game results	ALLSTAR
Player award winners	AW

In this example, we'll find the 1992 World Series results.

1. At the Request Line, press **MENU** .
2. Under Requests, select World Series. Then press **ENTER** .



3. Type a year. Then press **ENTER** .

World Series and Award Winners

Type your request...

WS 1992_

...then press **ENTER**

4. To see more stats press the arrow keys.

```
1992 WORLD SERIES --
BLUE JAYS (AL) DEFEATED
BRAVES (NL), 4-2.
1: ATL (NL) 3 TOR (AL) 1
2: TOR (AL) 5 ATL (NL) 4
```

To see the Series results for the following year, press **○** plus **▽**. To see the previous year's results, press **○** plus **△**.

5. To see more stats on a specific game, highlight the game. Then press **ENTER**.

```
1992 WORLD SERIES GAME 1
OCTOBER 17 at ATLANTA
      123 456 789          R
TORONTO 000 100 000 -    1
ATLANTA 000 003 00X -    3
```

To see the line scores for the other games, press **○** + **▽** or **○** + **△**.

6. When you're done, press **CLEAR**.



Allstar Game Results

Includes date, complete line score, pitchers, and attendance. If you don't type a year, you will see the stats for the first All-star game ever played in 1933.



Award Winners

Includes NL Most Valuable Player (NL MVP), AL Most Valuable Player (AL MVP), NL Rookie of the Year (NL ROY) and AL Rookie of the Year (AL ROY).

Not all of these awards are listed for every year. You'll only see ROY listed from 1947 on as this was the first year it was given.



Finding Hall of Fame Players

To find Hall of Fame players (HOF), type HOF at the Request Line.

Then press **ENTER**.

Players are listed in order of years that they played. The last to play are listed first.



Finding First Time Players

To find all the first time players of a given year, and their first-year stats, simply type a year (e.g., 1939) and press **ENTER**.

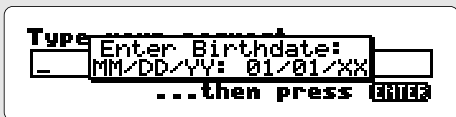
Press **○** plus **▽DN** to see the next player. To see the previous one **○** + **△UP**.

First time players are listed alphabetically by year.



Birthdays

To find all players born on a date select Birthdays under the Request menu.



Type in a date. Then press **ENTER**.

To find all players born on a certain day (e.g., 08/18), don't fill in a year.

Press **SPEC** to type a backslash (/).

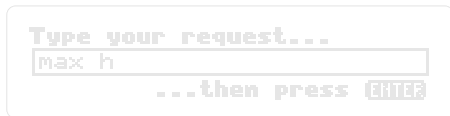
Best and Worst Batting Stats

You find the all-time best and worst hitters by entering MAX or MIN at the Request Line followed by a stat abbreviation.

You can enter your request by typing it or by using the menus. In this example, we'll find the player with the most career hits.

Type the Request

1. At the Request Line, type **max h**. Then press **ENTER**.



Type your request...

max h

...then press **ENTER**

2. Press **↓** to move down the list.



	Player	H
1	Rose, Pete	4256
2	Cobb, Ty	4189
3	Aaron, Hank	3771
4	Musial, Stan	3630

3. Press **ENTER** when a player's name is highlighted to see their career stats.
4. When you're done, press **CLEAR**.

Best and Worst Batting Stats

Or Use the Menus

1. At the Request Line, press **MENU** .



2. Under Request, select Maximum.
Then press **ENTER** .

3. Press **MENU** .







4. Under Stats, select Batting Statistics.
Then press **ENTER** .



5. Under Stats, select Hits. Then press **ENTER** .
6. Press **ENTER** to see the results.
7. When you're done, press **CLEAR** .



Viewing Player Lists


Player lists contain up to 30 players. To zoom to the top or bottom of a list, press  plus  or . To see a player's career stats, press  when his name is highlighted.



Viewing the Menus

There are five menus that you can use.

- The **Focus** menu lets you focus requests.
- The **Other** menu lets you view a demo or set the shutoff time.
- The **Qualifiers** menu lets you add qualifiers to requests without typing them.
- The **Request** menu lets you enter player or team requests.
- The **Stats** menu lets you add batting or pitching stats to requests.

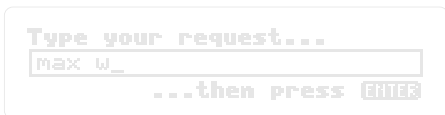
Select a menu item by highlighting it, then pressing .

Best and Worst Pitching Stats

In this example, we'll find the pitchers with the most career wins.

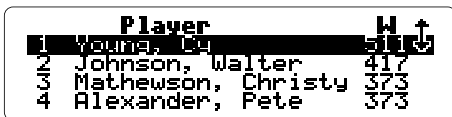
Type the Request

1. At the Request Line, type `max w`.
Then press **ENTER**.



```
Type your request...
max w_
...then press ENTER
```

2. Press **↓** to move down the list.



	Player	W
1	YOUNG, LA	511
2	Johnson, Walter	417
3	Mathewson, Christy	373
4	Alexander, Pete	373

3. When you're done, press **CLEAR**.

Or Use the Menus

1. At the Request Line, press **MENU**.
2. Under Request, select Maximum.
Then press **ENTER**.
3. Press **MENU**.



```
Stats Qualifiers Other
Batting Statistic
Pitching Statistic
Height (HT)      Press ENTER
```

4. Under Stats, select Pitching Statistic. Then press **ENTER**.



```
Stats Qualifiers Other
Batting Statistic
Earned Run Average (ERA)
Won (W)          3
```

5. Under Stats, select Won. Then press **ENTER**.
6. Press **ENTER** to see the results.
7. Press **↓** to move down the list.
8. When you're done, press **CLEAR**.



Biggest, Smallest, Shortest, Tallest

You can request player lists using the biographical stats: HT, WT, and AGE. For example, enter "MAX WT" to see baseball's all-time heavyweights.



Using the MORE key

When you enter a player's name, Big League Baseball Encyclopedia™ shows batting stats if the player batted for more seasons than he pitched. If he pitched for an equal number or more seasons than he batted, you see his pitching stats.

How do you see a pitcher's batting stats, if he has any? Try this example:

1. At the Request Line, type **steve carlton**.
2. Press **ENTER** and then use the arrows to see his pitching stats.
3. Press **MORE** to see his batting stats.
4. To return to his pitching stats, press **MORE** again.

To see a batter's pitching stats, follow the same steps. Try **babe ruth** as an example.

Requests with Ratios

A ratio is one stat divided by another. You can type a ratio after MAX or MIN in your requests.

However, you can't

- divide a batting stat by a pitching stat or vice versa (e.g., AB/IP), or
- use stats in ratios that are already ratios (i.e., BA, ERA, SLG).

In this example, we'll find the players with the most home runs per at-bat.

Type the Request

1. At the Request Line, type **max hr/ab**. Then press **ENTER**.



Type your request...
max hr/ab_
...then press **ENTER**

Press **SPEC** to type a backslash (/).

2. Press **↓** or **↵** to see more stats.

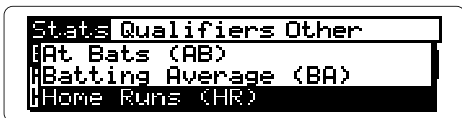
	Player	HR/AB
1	O'Connor, Frank	.5000
2	Stuart, Luke	.3333
3	Bittiger, Jeff	.3333
4	Sullivan, Tom	.2500

Requests with Ratios

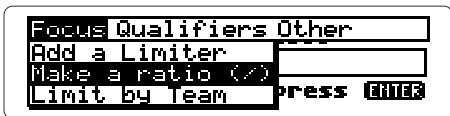
3. When you're done, press **CLEAR**.

Or Use the Menu

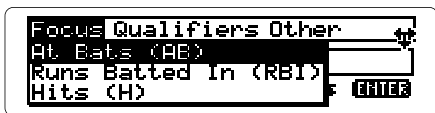
1. At the Request Line, press **MENU**.
2. Under Request, select Maximum. Then press **ENTER**.
3. Press **MENU**.
4. Under Stats, select Batting Statistics. Then press **ENTER**.



5. Select Home Runs. Then press **ENTER**.
6. Press **MENU**.



7. Under Focus, select Make a Ratio (/). Then press **ENTER**.
8. Press **MENU**.



9. Under Stats, select At Bats.
Then press **ENTER**.
10. Press **ENTER**.
11. Press the arrow keys to see more stats.
12. When you're done, press **CLEAR**.



About Infinite Ratios


The value of a ratio is infinite when its denominator is zero. For example, if you enter MAX W/L, you'll see this:

	Player	W/L
1	Shields, Ben	inf
2	Richardson, Hardy	inf
3	Merritt, George	inf
4	Nelson, Luke	inf

INF means that Ben Shields never lost a game.

When you type requests with ratios, you'll often want to limit the denominator to see players with significant at-bats, innings pitched, etc. See "Adding a Limiter" to learn how.

Advanced Requests



This section shows how to add limiters and qualifiers to your requests.

Adding a Limiter

To limit the statistical range of your player requests, type a limiter after MAX or MIN and the stat or ratio. Limiters always have this structure:

a stat or ratio + GT or LT + a number

GT means greater than, LT less than.

In this example, we'll find the players with the most home runs who have a career batting average less than .250.

Type a Request

1. Type `max hr ba lt .250`. Then press

ENTER .

Type your request...

`max hr ba lt .250`

...then press **ENTER**

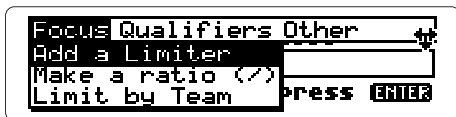
2. Press the indicated arrow keys to see more.

	Player	HR	↑ ↓
1	Kinman, Dave	442	↓
2	Evans, Darrell	414	
3	Nettles, Graig	390	
4	Thomas, Gorman	268	

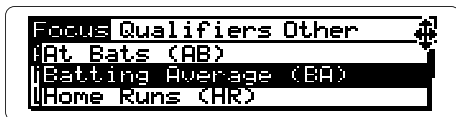
3. When you're done, press **CLEAR**.

Or Use the Menu

1. Press **MENU**.
2. Under Requests, select Maximum.
Then press **ENTER**.
3. Press **MENU**.
4. Under Stats, select Batting Statistics.
Then press **ENTER**.
5. Select Home Runs. Then press **ENTER**.
6. Press **MENU**.



7. Under Focus, select Add a Limiter.
Then press **ENTER**.



8. Select Batting Average. Then press **ENTER**.
9. Press **MENU**.



```
Focus Qualifiers Other
Greater Than (GT)
Less Than (LT)
...then press ENTER
```

10. Under Focus, select Less Than.
Then press .
11. Type .250. Then press .
12. Press to see the results.



Understanding Limiters

- Each limiter must begin with its own stat abbreviation or ratio, *even when that stat or ratio is the same as the one following MAX or MIN*. For example, to see the players with the most home runs, who have at least 500 home runs, you would enter “MAX HR HR GT 499.” Notice the second HR.
- When you’re limiting a ratio, you’ll usually want to limit the denominator. For example, to see the players with the best home-run-to-at-bats ratio who have at least 1000 career at-bats, enter “MAX HR/AB AB GT 1000.”



Limiting Biographical Stats

Type weights in pounds, heights in inches (e.g., 74 for players who are 6' 2"), and ages in years.

Ages are based on birthdays before or after July 1. So, a player who was 24 at season's start, and was born on June 30, is considered a 24 year old for the entire season.



Including Pitchers

Pitchers with no at-bats aren't included in biographical requests. To include them, add a P to your request (e.g., MAX WT P). You must also add a P to specify hits (H), strikeouts (SO) and bases on balls (BB) allowed by a pitcher (e.g., MAX H P).

Limiting By Team

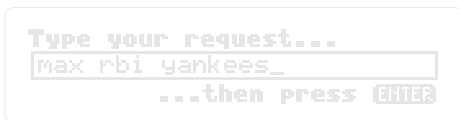
To narrow your lists to a single team, add a team limiter to your requests. Team limiters can be a team's name, city, or city abbreviation.

You can type only one team limiter in a request. If you type a team that has had more than one home city, or a city with more than one team, you'll see a list of team choices.

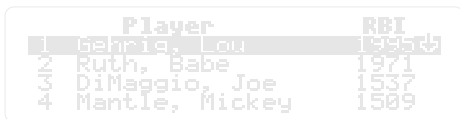
In this example, we'll find the Yankee all-time RBI leader.

Type a Request

1. At the Request Line, type **max rbi yankees**. Then press **ENTER**.



2. Use the indicated arrows to see more stats.



A screenshot of a terminal window showing a list of players and their RBI stats. The list is as follows:

	Player	RBI
1	Garriga, Lou	1554
2	Ruth, Babe	1971
3	DiMaggio, Joe	1537
4	Mantle, Mickey	1509

Limiting by Team

3. When you're done, press **CLEAR**.

Or Use the Menu

1. At the Request Line, press **MENU**.
Under Requests, select Maximum. Then press **ENTER**.
2. Press **MENU**. Under Stats, select Batting Statistics. Then press **ENTER**.
3. Select Runs Batted In. Then press **ENTER**.
4. Press **MENU**.



5. Under Focus, select Limit by Team.
Then press **ENTER**.
6. Type in yankees.
7. Press **ENTER** to see the results.



Find Players' Stats From Team Stats

The player stats that you see aren't necessarily their career totals. To find career stats, press **ENTER** when a player's name is highlighted.

Limiting by Year

You can add a year limiter to your requests. Here are some examples:

<u>Year Limiters</u>	<u>Examples</u>
a single year	1969
a starting year	1945–
an ending year	–1900
a year range	1980–89

In this example, we'll find the pitchers with the most strike outs from 1980-1989.

Type a Request


1. Type `max so p 1980-1989`.

Then press  .

Type your request...

`max so p 1980-1989_`

...then press 

To type a year, press  and then the number keys.

2. Use the indicated arrows to see more stats.

	Player
1	Khan, Nolan
2	Valenzuela, Fernando
3	Morris, Jack
4	Blyleven, Bert

3. When you're done, press **CLEAR**.

Or Use the Menu

1. At the Request Line, press **MENU**.
2. Under Request, select Maximum. Then press **ENTER**.
3. Press **MENU**.
4. Under Stats, select Pitching Statistics. Then press **ENTER**.

Stats	Qualifiers	Other	⌵
Batting	Statistic		⌵
Bases on Balls (BB)			⌵
Strike Outs (SO)			⌵

5. Select Strike Outs. Then press **ENTER**.
6. Press **MENU**.



7. Under **Qualifiers**, select **Pitcher**. Then press **ENTER**.
8. Press **BACK**.
9. Press **MENU**.
10. Under **Focus**, select **Limit by Year**. Then press **ENTER**.
11. Type **1980-1989**.
12. Press **ENTER** to see the results.
13. When you're done, press **CLEAR**.

Adding Qualifiers

You can also narrow your lists by adding one or more qualifiers to your requests.

<u>Qualifier</u>	<u>Meaning</u>
AL, NL	American or National League
BR, BL, BS	Bats right, left, or switch hitter
HOF, NHOF	Hall of Famers or not
QUAL	Qualifiers for league leader titles
P	Pitchers (with H, BB, SO,WT, HT, AGE)
SS	Any single season
TR, TL	Throws right or left

In this example, you will find the right-handed batter who is not in the Hall of Fame but who hit the most home runs.

Type the Request

1. At the Request Line, type **max hr br nl nhof**. Then press **ENTER**.

Type your request...

max hr br nl nhof

...then press ENTER

2. Press the arrows to see more stats.

	Player	HR	
1	Schmidt, Mike	548	↓
2	Dawson, Andre	399	
3	Murphy, Dale	398	
4	Hodges, Gil	370	

3. When you're done, press **CLEAR**.

Or Use the Menus

1. At the Request Line, press **MENU**.

2. Under Requests, select Maximum.

Then press **ENTER**.

3. Press **MENU**.

4. Under Stats, select Batting Statistics.

Then press **ENTER**.

5. Select Home Runs. Then press **ENTER**.

6. Press **MENU**.

Focus	Qualifiers	Other	⌕
▶	Pitcher (P)		
▶	Bats Right (BR)		
▶	Bats Left (BL)		

7. Under Qualifiers, select Bats Right.

Then press **ENTER**.



8. Under Qualifiers, select Not Hall of Fame and National League. Then press **ENTER** .
9. Press **BACK** .
10. Press **ENTER** to see the results.



Using Other Qualifiers

- **P** narrows your list requests to pitchers only. You can type P only in requests with H, SO, BB, WT, HT, or AGE. After biographical stats, P includes pitchers who have never batted. After H (hits), SO (strike outs) and BB (bases on balls), P specifies the number of each stat given up by a pitcher.
- **SS** narrows requests to single season totals.
- **QUAL** narrows requests to players with enough at-bats or innings pitched to qualify for the annual league leader titles in the various statistical categories. You may want to combine QUAL with SS in your requests.

Reference



This section contains tables of the commands, sample ratios, limiters and qualifiers.

Commands

Command	Results
players' names	career and annual stats
team names, cities, or abbreviations	team stats
AL or NL	league standings
WS	World Series results
a year	all rookies of that year
HOF	Hall of Famers
AW	annual player award winners
MAX	maximum or most
MIN	minimum or least
ALLSTAR	All-star game results
NLCS	National League Championship series results
ALCS	American League Championship series results
mm/dd/yy	all players born on that date

Sample Ratios

Batting	Pitching	Biographical
HR/AB	W/L	HR/WT
R/AB	SO/IP	RBI/WT
RBI/AB	BB/IP	3B/WT
RBI/H	SO/BB	2B/WT
3B/AB	SO/H	SO/HT
2B/AB		
SB/AB		

Limiters and Qualifiers

Limiters (only one per request)

Greater Than	Less Than
GT	LT

Qualifiers

Team	Year	Other
team name	single year	SS
city	starting year—	AL, NL
city abbrev.	—ending year	BR, BL, BS
name + city	year—range	TR, TL
		QUAL
		HOF, NHOF
		P (pitchers)

Digital Book System

This section contains information needed to use and maintain your Digital Book System.

Digital Book System

Installing & Removing Digital Books

To install a digital book, **first turn off your Digital Book System**. Then align the digital book's tabs with the notches in either book slot on the back and snap the book into the slot. If you install only one book, it doesn't matter which slot you use. But make sure that the book's metal contacts are facing down.

To remove a book, **first turn off the Digital Book System**. Then compress the book's tab and lift the book from the slot.

Restarting the Digital Book System

If the keyboard fails to respond or the screen performs erratically, first press **CLEAR** and then press **ON/OFF**. If nothing happens, hold **CLEAR** and press **ON/OFF**. If nothing happens still, press the recessed reset button on the back of your Digital Book System using a paper clip.






If you install or remove digital books when the Digital Book System is on, or when you reset the Digital Book System, you may erase information that you entered in the installed digital books.

Switching Between Digital Books

1. With two digital books installed, press

 .

2. Highlight a symbol by pressing  or  .
Then press  .

To return to the first book, repeat these steps.

Sending Words Between Books


Some digital books can send and receive words from other digital books.

1. Highlight a word in a digital book.

Read its User's Manual to learn how.

2. Hold  and press  .

3. Highlight the other digital book's symbol.
Then press  .

You see its main display. You may have to press  again to look up the word.

Replacing the Batteries

Your unit uses CR2032 lithium batteries. Before replacing them, have four new batteries ready.

- 1. Turn your Digital Book System off.**
- 2. Remove the battery cover on the back.
Then remove all batteries.**
- 3. Promptly slide two new batteries into the battery cavity with the metal clip over it.**

Don't bend the clip; it's an electrical contact. And make sure the batteries' plus (+) signs face up.

- 4. Slide two new batteries into the other cavity. Then replace the battery cover.**



To prevent deleting information from installed digital books:

- Always replace the batteries before they lose all power, and never remove the batteries while the Digital Book System is on.
- Never mix old and new batteries. And, once batteries have been removed, install new ones within two minutes.

Protecting the Digital Book System

- Don't touch the metal contacts on the back of your digital books or the rubber contacts in the book slots of the Digital Book System. **CAUTION:** Touching the contacts with statically charged objects, including your fingers, could erase information that you entered in your installed digital books.
- Don't put excessive pressure or weight on your digital books or Digital Book System.
- Don't expose your digital books to extreme or prolonged heat, cold, or other adverse conditions.

When you're not using your Digital Book System, keep two digital books or dummy books in its slots to prevent dust build-up.

Cleaning the Digital Book System

To clean the digital books, apply isopropyl alcohol with cotton swab.

To clean the Digital Book System, apply a mild household cleaner onto a soft cloth. **CAUTION:** Spraying liquids directly on your Digital Book System could damage its circuitry.

Limited Warranty (USA only)

FRANKLIN warrants to you that the DIGITAL BOOK will be free from defects in materials and workmanship for one year from purchase. In the case of such a defect in your DIGITAL BOOK, FRANKLIN will repair or replace it without charge on return, with purchase receipt, to the dealer from which you made your purchase or Franklin Electronic Publishers, Inc., 122 Burrs Road, Mt. Holly, NJ 08060, within one year of purchase. Alternatively, FRANKLIN may, at its option, refund your purchase price. Data contained in the DIGITAL BOOK may be provided under license to FRANKLIN. FRANKLIN makes no warranty with respect to the accuracy of data in the DIGITAL BOOK. No warranty is made that the DIGITAL BOOK will run uninterrupted or error free. You assume all risk of any damage or loss from your use of the DIGITAL BOOK. This warranty does not apply if, in the sole discretion of FRANKLIN, the DIGITAL BOOK has been tampered with, damaged by accident, abuse, misuse, or misapplication, or as a result of service or modification by any party, including any dealer, other than FRANKLIN. This warranty applies only to products manufactured by or for FRANKLIN. Batteries, corrosion or battery contacts and any damage caused by batteries are not covered by this warranty. NO FRANKLIN DEALER, AGENT, OR EMPLOYEE IS AUTHORIZED TO MAKE ANY ADDITIONAL WARRANTY IN THIS REGARD OR TO MAKE ANY MODIFICATION OR EXTENSION OF THIS EXPRESS WARRANTY.

THE FOREGOING WARRANTY IS EXCLUSIVE AND IS IN LIEU OF ALL OTHER EXPRESS OR IMPLIED WARRANTIES, WRITTEN OR ORAL, INCLUDING, BUT NOT LIMITED TO, WARRANTIES OF MERCHANTABILITY OR FITNESS FOR A PARTICULAR PURPOSE. YOUR SOLE AND EXCLUSIVE REMEDY SHALL BE FRANKLIN'S OBLIGATION TO REPLACE OR REFUND AS SET FORTH ABOVE IN THIS WARRANTY. Some States do not allow the exclusion of implied warranties, or limitations on how long a warranty lasts. This warranty gives you specific rights; you may also have additional rights which vary from State to State. This warranty shall not be applicable to the extent that enforcement of any provision may be prohibited by applicable law.

FRANKLIN SHALL IN NO EVENT BE LIABLE TO YOU OR TO ANY OTHER PERSON FOR ANY SPECIAL, INCIDENTAL, OR CONSEQUENTIAL DAMAGES, OR ANY OTHER INDIRECT LOSS OR DAMAGE, ARISING OUT OF YOUR PURCHASE, THE MANUFACTURE OR SALE OF THE DIGITAL BOOK, THIS LICENSE, OR ANY

OBLIGATION RESULTING THEREFROM OR THE USE OR PERFORMANCE OF THE DIGITAL BOOK UNDER ANY LEGAL THEORY, WHETHER BREACH OF CONTRACT, TORT, STRICT LIABILITY OR ANY OTHER CAUSE OF ACTION OR PROCEEDING, WHICH DAMAGES SHALL INCLUDE, BUT NOT BE LIMITED TO, LOST PROFITS, DAMAGES TO PROPERTY, OR PERSONAL INJURY (BUT ONLY TO THE EXTENT PERMITTED BY LAW). FRANKLIN'S ENTIRE LIABILITY FOR ANY CLAIM OR LOSS, DAMAGE, OR EXPENSE FROM ANY SUCH CAUSE SHALL IN NO EVENT EXCEED THE PRICE PAID FOR THE DIGITAL BOOK. THIS CLAUSE SHALL SURVIVE FAILURE OF AN EXCLUSIVE REMEDY.

This license and warranty is governed by the laws of the United States and the State of New Jersey.

Specifications

Model IC-108

- Stats: Up to 15 batting, 13 pitching, and 5 biographical annual stats for more than 13,057 AL and NL players since 1876. Plus team totals, league standings; World Series results; MVP, Rookie of Year, and Cy Young award winners; and Hall of Fame players.
- Commands: names, teams, AL, NL, WS, AW, HOF, MAX, and MIN, plus limiters and qualifiers.
- Spelling correction
- Context-sensitive help messages
- Self-demonstration
- Screen contrast adjustment
- ROM size: 1.5 megabytes
- Dimensions: 2-1/4" x 1-1/4" x 1/4"

Copyrights, Trademarks, and Patents

© 1992-93 Franklin Electronic Publishers, Inc.
Mt. Holly, N.J. 08060. U.S.A. All rights reserved.

© 1992-93 Peter Palmer. All rights reserved.

Big League Baseball Encyclopedia is a trademark of Franklin.

U.S. Patents 4,490, 811; 5,113,340 PAT PENDING

European Patent 0 136 379 PAT. PENDING

ISBN 1-56712-004-0

Index

- Adjusting screen contrast** 6
- All-star games** 23, 25
- American League Championship Series** 23
- Arrows**
 - following 10
 - about 10
- Automatic shutoff**
 - setting 8
- Award winners** 23, 25
- Bad requests** 22
- Batteries**
 - replacing 59
- Batting stats**
 - defined 11
 - finding batters' 14
 - finding pitchers' 15
 - list of 11
 - of pitchers 15, 32
 - pitchers' 32
- Best- & worst-ever lists**
 - batting 27
 - pitching 30
- Biographical stats**
 - in ratios 51
 - limiting in requests 40
 - list of 11
 - using in requests 31
- Birthdays** 26
 - finding 26
 - how calculated for season stats 40
- Cy Young winners** 25
- Demonstration** 7
- Digital Book System**
 - cleaning 60
 - protecting 60
 - replacing batteries 59
 - restarting 54
 - sending words between 55
 - turn on or off 5
 - installing 5, 54
 - switching between 55
- Entering**
 - a city 17
 - names 16
 - teams 16
- Erasing**
 - information accidentally 5
- Finding**
 - batting stats by player 14
 - games behind first 20
 - handedness 14
 - height 14
 - league standings 20
 - Next/Prev years standings 21
 - pitcher's stats 15
 - players' stats
 - batting 14
 - team stats 17
 - team won/lost records over the seasons 21
 - weight 14
 - World Series results 23
- First time players** 23, 25, 26
- GB (games behind)** 20
- Hall of Fame** 23, 25
- Hall of Famers**
 - as a qualifier 46

Handedness

finding 14

Height

finding 14

Help

learn about 8

INF (infinite)

as a ratio value 35

Installation 5**League standings 20****Learn about requests 9****Limiters**

list of 52

understanding them 39

using in requests 37

Limiting 43

biographical stats 40

by team 41

menus for 41

by year 43

menus for 44

Menus

about 29

Focus menu 34

qualifiers menu 47

requests menu 23

selecting them 9

stats menu 31

understanding 9

viewing 29

More key

at batting stats 32

at league standings 21

at pitching stats 32

at team stats 18

MVPs 25**Names**

players'

misspelling 16

typing 16

teams'

city abbreviations 17

typing 17

National League Championship Series 23**Next/Prev**

at league standings 21

at team stats 18

for World Series 24

Nicknames

entering 16

Numbers

typing 19

Pitchers

stats 40

Pitching stats

batters' 32

defined 11

list of 11

of batters 32

pitchers' 32

Players'

award winners 23

Hall of Famers 23

batting stats

finding 14

pitching stats

finding 15

Players' lists

viewing 29

Qualifiers

about 46
adding 46
complete list 52
menus for 47
others 48
year(s) 43

Ratios

infinite 35
list of samples 51
using in requests 33

Requests

defined 9
types of 9

Resuming where you left off 6

Rookies

of the Year awards 23

Screen contrast, adjusting 6

Spelling

corrections 16

Statistics

list of 11

Stats

annual 15
batting 15
limiting stats 37
pitchers 40
pitching 15
team 17
viewing 16

Team

names
typing 17
stats
finding 17
for next & previous years 18
moving from batting to
pitching 18
moving to player stats 19
won/lost records over years 21

Typing

limiters 37
numbers 19
year(s) 20

Understanding menus 9

Viewing stats 16

Warranty 61

Weight

finding 14

World Series results 23

Years

as qualifiers 43
typing 19

Franklin[®]
Electronic Publishers
Mt. Holly, NJ 08060