

Franklin[®]

Electronic Publishers

For use with the Franklin

Digital Book System[®]

IC-123



DIGITAL BOOK[™]

PROFESSEUR
D'ANGLAIS[™]

FRENCH
PROFESSOR[™]

Mode d'emploi
User's Manual

License Agreement

READ THIS LICENSE AGREEMENT BEFORE USING THE DIGITAL BOOK. YOUR USE OF THE DIGITAL BOOK DEEMS THAT YOU ACCEPT THE TERMS OF THIS LICENSE. IF YOU DO NOT AGREE WITH THESE TERMS, YOU MAY RETURN THIS PACKAGE WITH PURCHASE RECEIPT TO THE DEALER FROM WHOM YOU PURCHASED THE DIGITAL BOOK AND YOUR PURCHASE PRICE WILL BE REFUNDED. DIGITAL BOOK means the software product and documentation found in this package and FRANKLIN means Franklin Electronic Publishers, Inc.

LIMITED USE LICENSE

All rights in the DIGITAL BOOK remain the property of FRANKLIN. Through your purchase, FRANKLIN grants you a personal and nonexclusive license to use the DIGITAL BOOK on a single FRANKLIN Digital Book System at a time. You may not make any copies of the DIGITAL BOOK or of the data stored therein, whether in electronic or print format. Such copying would be in violation of applicable copyright laws. Further, you may not modify, adapt, disassemble, decompile, translate, create derivative works of, or in any way reverse engineer the DIGITAL BOOK. You may not export or reexport, directly or indirectly, the DIGITAL BOOK without compliance with appropriate governmental regulations. The DIGITAL BOOK contains Franklin's confidential and propriety information which you agree to take adequate steps to protect from unauthorized disclosure or use. This license is effective until terminated. This license terminates immediately without notice from FRANKLIN if you fail to comply with any provision of this license.

Contents

Getting Started	5
Installing the Digital Book	5
Moving Through The French Professor	6
Viewing a Demonstration	7
Setting the Shutoff Time	8
Changing the Message Language	8
Using the Dictionary	9
English to French	9
French to English	10
English Phrases	11
French Phrases	12
Highlighting Words	14
Hearing English Words	15
Correcting Misspellings	16
Using the Question Mark Key	17
Using the Asterisk Key	18
Using Other Features	19
Viewing Inflections	19
Using Your Personal Word List	22
Adding a Word	22
Deleting a Word	23
Erasing Your List	23
Games	24
Selecting the Game Settings	24
Selecting a Game	25

Contents

Hangman	25
Word Auction	25
Word Blaster	26
Flashcards	26
Word Train	26
Gender Tutor	27
Conjumania	27






















Appendices 28

Resetting the Digital Book System	28
Sending Words Between Books	28
Replacing the Batteries	29
Protecting and Storing	30
Copyrights, Trademarks, and Patents	31
Specifications	31
Limited Warranty (USA only)	32
Index	33

✓ Your First Tip

Throughout this User's Manual you will see tips like this about how to get the most from your French Professor. Look for them.

Key Guide



-  Clears a search.
-  Shows menus.
-  Shows games menu.
-  Shows inflected forms of words.
-  Shows Personal Word List options.
-  Speaks the highlighted English word.
-  Exits the digital book.
-  Turns your DBS on or off.
-  Goes back a step, erases a letter.
-  Enters a request, selects a menu item.
-  Displays a help message.
-  Shifts the keyboard to capital letters.
-  Question mark key, shifted-MatchMaker key, shows entire name of highlighted item.
-   Scrolls up or down.
-  Goes back a space.
-  Moves around the screen.
-  Pages up or down, finds next or previous entry alphabetically with the  key.
-  Zooms up or down with arrow keys, goes to next or previous entry with triangle keys, types accent with "A", sends words between books with , types numbers with top row of letters.

Getting Started

Installing the Digital Book

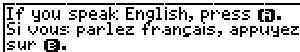
You must first install the French Professor digital book before you can use it.

WARNING: Never install a digital book when the unit is turned on.

1. Turn the Digital Book System off.
2. Install the digital book into a slot on the back.
3. Press **ON/OFF**.
4. Turn the wheel on the side of the Digital Book System to adjust the screen contrast. If the screen is still blank, check the batteries.
5. Press **CARD**.
6. Press  or  to highlight the appropriate digital book symbol.



7. Press **ENTER**.




A rectangular screen display with a black border. It contains two lines of text: "If you speak English, press [A]." and "Si vous parlez français, appuyez sur [B].". The letters [A] and [B] are enclosed in small square boxes.

If you speak English, press **A**.
Si vous parlez français, appuyez sur **B**.


8. Press A for English or B for French.

Getting Started











Moving Through The French Professor

Your primary means of moving around the French Professor is by pressing the arrow keys located at the bottom right of your DBS. Notice also the  and  keys. These keys are used to move down a list or definition screen by screen, or in combination with the  key, they can find the next or previous definition alphabetically.

Tutorial

If you need a portable reminder of what each key does, select "Tutorial" under the Other menu, then press . It explains the functions of the keys.

✓ Help Is Always at Hand

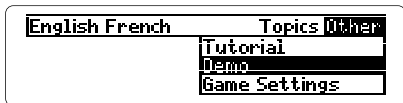
- You can view an appropriate help message at any time by pressing .
- To exit a help message, press .
- To scroll up or down, press  or .
- To page up press . To page down, press  or .
- To go to the start or to the end of a message or list, hold  and press  or .

Getting Started

Viewing a Demonstration

Before you start using the French Professor, you might want to view a quick demonstration of what it can do. The demo will display a brief overview of its many features.

1. Press **MENU**.
2. Press **→** to highlight the Other menu.
3. Press **↓** to highlight "Demo".



4. Press **ENTER**.
You will see the French Professor set itself to the appropriate language and then begin the demo.
5. Press **CLEAR** to stop the demo at any time.

✓ Viewing Full Menu Items

Some items are too long to fit on menus. If you see a menu item followed by ellipses, press **?*** to view the full item.

Getting Started

Setting the Shutoff Time

Your Digital Book System has the ability to shut itself off if no key has been pressed in a certain amount of time, determined by you. This ensures longer life for your batteries.

1. Press **MENU**.
2. Press **→** to highlight the Other menu.
3. Press **↓** to highlight "Set Shutoff".
4. Press **ENTER**.
5. Press **↓** to highlight the time you want to select.
6. Press **ENTER**.

Changing the Message Language

This feature allows you to choose in which language the menus and messages will appear.

1. Press **MENU**.
2. Press **→** to highlight the Other menu.
3. Press **↓** to highlight "Message Language".
4. Press **ENTER**.

The language has now been changed.

Using the Dictionary

English to French

This dictionary lets you type an English word to find the French definition. Here's how.

1. Select "English French" from the Topics menu.
2. Type "house".
3. Press **ENTER**.
A window appears that says "Multiple forms". This means you have a choice.
4. Press **↓** to highlight "house".
5. Press **ENTER**.
6. Press **↓** to view the rest of the definition.
Notice that the French Professor not only gives the definition of the word you entered, but it also gives other related words.
7. Press **CLEAR** when done.

✓ Understanding Brackets

If you see words in brackets in a definition, they are showing specialized usages.

✓ Following the Arrows

The blinking arrows at the bottom of the screen show which arrow keys you can press to move around menus and other screens.

Using the Dictionary

French to English

If you want to find what a French word means in English, try this.

1. Press **MENU**.
2. Press **↩** to highlight the Topics menu.
3. Press **↓** to highlight "French English".
4. Press **ENTER**.
Notice the screen now says "ENTER a word in French".
5. Type "avion".
6. Press **ENTER**.
7. Press **↓** to view the definition.
8. Press **CLEAR** when done.

✓ Finding Words Before or After Your Entry

If you want to see the word that comes alphabetically before the one you entered, hold **○** and press **△ UP**. If you want to see the word that comes alphabetically after the one you entered, hold **○** and press **▽ DN**.

Using the Dictionary

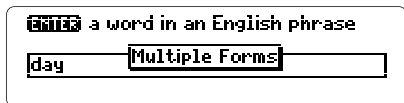
English Phrases

The French Professor is equipped with a special feature that allows you to find English and French phrases. This can save your time. Instead of putting together several words and trying to come up with the meaning as a whole, you have the phrases right at your fingertips.

1. Select "English Phrases" under the Topics menu.

The screen will say "ENTER a word in an English phrase".

2. Type "day", then press .



You will see "Multiple Forms".

3. Press  again.

You will see a window that says "6 items". This means that the word "day" was found in six English phrases in the French Professor's dictionary.

4. Hold  and repeatedly press  to view the next phrases.

5. Press  when done.


Using the Dictionary


French Phrases

1. Select "French Phrases" under the Topics menu.

The screen will say "ENTER a word in a French phrase".

2. Type "santé", then press **ENTER**.

To type the accent, press  after you type "e". There are six items here, too.

bulletin de santé:
medical bulletin
bulletin (de vote):
ballot paper
bulletin météorologique: 

3. Hold  and press  to view the next phrase.

maison de santé:
mental home
maison des jeunes:
youth club
maison mère: 



4. Press **CLEAR** when done.

Using the Dictionary



✓ Using the Alphabetical Search

The French Professor has a quick and easy way to find your French or English word or phrase without having to type the whole word at the entry screen. Press **MENU** and you will see a list of words under a dictionary menu starting with "a". Simply start typing the word you want to find. You'll see the French Professor narrow your choices down until the word you want is in view. Highlight the word and then press **ENTER** to view its definitions. You can do this at the menu setting using any of the four dictionaries.

✓ Flashing Arrow

Don't forget to press  if you see this arrow  in the bottom right corner. It means there's more to see.

✓ Multiple Items

Occasionally you will see a small box appear saying something like "4 items". This means the word you chose appears in four definitions. To view them all, hold  and press  until you see "No more."

Using the Dictionary

Highlighting Words

The French Professor has a feature that allows you to look up the definition of a word in a definition without having to retype it at an entry screen. Here's the shortcut. Be at the English entry screen.

1. Type "ground", then press ENTER.

You see two definitions, "sol" and "terre". Say you want to know exactly what each means so you can understand the definition better.

2. Press ENTER.

```
GROUND (noun):  
sol <m>, terre <f>  
[land]: terrain <m>, terres  
<fpl>  
[SPORT]: terrain ↓
```

Notice "ground" is highlighted.

3. Press ↓ to highlight "sol".

You can highlight almost any word.

4. Press ENTER.

```
sol (masculine noun):  
ground  
[de logement]: floor  
[revêtement]: flooring <no  
pl>
```

Now you have the definition of sol.

5. Press BACK to return to the first word.

6. Press BACK again to remove the highlight.

7. Press CLEAR when done.

Using the Dictionary

Hearing English Words

If you have a DBS model that includes an earphone jack, you can use the French Professor to hear the pronunciation of English words only.

You can hear English pronunciations before entering a word, after entering it, or by highlighting a word in a definition. You can also hear words in your Personal Word List and in alphabetical dictionary lists.

1. Type "fish" at the English entry screen.

2. Press **SPEC or **SAY**.**

You hear the pronunciation of "fish." Turn the wheel above the headphone jack to adjust the volume.

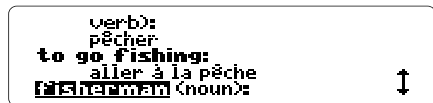
3. Press **ENTER to view its definitions.**

4. Press **SPEC or **SAY**.**

You hear "fish" again.

5. Press **ENTER to start the highlight.**

6. Highlight "fisherman".



7. Press **SPEC or **SAY** to hear "fisherman".**

8. Press **CLEAR when done.**

Using the Dictionary

Correcting Misspellings

If you misspell a French or English word, the French Professor will search its dictionary to find all the words that might be a possible match. Make sure you're at the French entry screen for this example.

1. Type "pooley".

2. Press .

You will see the list of corrections of the misspelled word "pooley."



3. Press  to highlight "poulet".

4. Press  to view its definition.

5. Press  when done.

✓ Zooming Through Text

To zoom to the bottom of a list or definition, hold  and press .

To zoom to the top of a list or definition, hold  and press .

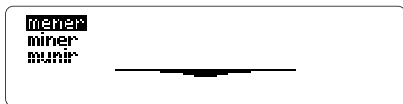
Using the Dictionary

Using the Question Mark Key

The question mark key is used when you know how many letters a word has, but don't know how to spell it. Put a "?" in place of each letter you don't know. You may use as many "?"s as you want. However, the more you use, the more matches the French Professor will find. Try this at the French entry screen.

1. Type "m?n?r".

2. Press **ENTER**.



You will see a list of the three possible matches.

3. Highlight the word you want.

4. Press **ENTER**.

5. Press **CLEAR** when done.

Using the Dictionary

Using the Asterisk Key

The asterisk key (*) is similar to the question mark key in that it finds the matches of unknown words. However, it stands for any number of letters, while the "?" key stands for only one. Try this at the French entry screen.

1. Type "m*n*r".

Hold **SHIFT** and press **?** to type the asterisk.

2. Press **ENTER**.



You will see a list of all words in The French Professor's dictionary that include "m-n-r" respectively.

3. Select a word to view.

✓ Accenting Vowels

If there is an accent in the word you want to find, you can type the accent by pressing **↑** or by holding **○** while pressing A. If you want another accent or want to delete it, press **↑** again until you get the desired result.

Using Other Features

Viewing Inflections

Many words have inflections, such as the plural form of a noun or the present perfect form of a verb. The French Professor will show you every inflection you need. Make sure you're at the French entry screen.

Nouns

1. Type "chat".
2. Press **MORE**.



chat
chats (plural)
- (masculine)

Here is the plural form of "chat."

3. Press **CLEAR** when done.

Adjectives

1. Type "fort".
2. Press **MORE**.

You will see two choices for the word fort. We're choosing the adjective.

3. Press **↓** to highlight the adjective.



fort (masculine noun)
fort (adjective)

4. Press **MORE**.

Using Other Features

Verbs

Verbs have many inflections. Here's how to find them.

1. Type "être".
2. Press **MORE**.
3. Press **↓** to highlight the verb, then press **MORE**.

```
je suis (today)
je serai (tomorrow)
j'étais (earlier)
j'ai été (recently)
```

These are the principal parts of "être."

4. Press **MORE** again.

```
PRESENT INDICATIVE
je suis
tu es
il est
nous sommes
```

↓

These are present indicative forms of "être."

5. Press **↓** to scroll down the list.
6. Press **MORE** repeatedly to view more inflected forms.
7. Press **CLEAR** when done.

Using Other Features

✓ **French Verb Conjugations**

- Present Indicative
- Imperfect Indicative
- Pâsse Simple
- Future
- Conditional
- Present Subjunctive
- Imperfect Subjunctive
- Perfect Indicative
- Pluperfect Indicative
- Preterite Anterior
- Future Perfect
- Conditional Perfect
- Perfect Subjunctive
- Pluperfect Subjunctive
- Imperative
- Present Participle

✓ **Getting Help within Inflections**

Press **HELP** to read information about the inflection you are viewing. It will show the definition of that particular inflected form and give examples of how the inflection is used in French and English. In this way you can be sure of your word choice.

✓ **Getting More From Your Personal Word List**

You can view definitions and inflections directly from your Personal Word List by highlighting the word you want to see and pressing **MORE**.

Using Other Features

Using Your Personal Word List

The French Professor has a special feature that allows you to create your own word lists. Say you have a vocabulary list for school or you just want to learn the words for colors or animals, enter them into your Personal Word List and use those words in the games.

There is an English list and a French list. You can store up to 20 words total in your lists. Be at the French entry screen for this example. NOTE: Your Personal Word List will be erased when you remove the French Professor from its slot.

Adding a Word

1. Type "chapeau".
2. Press **LIST**.

A screenshot of a video game menu titled "View the French List: *** Empty ***". The menu options are "Add chapeau", "Delete a word", and "Erase the list". A horizontal line is positioned below the "Erase the list" option.

```
View the French List: *** Empty ***
Add chapeau
Delete a word
Erase the list
```

3. Press **↓** to highlight "Add *chapeau*", then press **ENTER**.

Notice that the top line now says "View the French List: 1 word".

4. Highlight "View the French List: 1 word", then press **ENTER**.
5. Press **CLEAR** when done.

Using Other Features

You can delete either a single word in your Personal Word List or erase the whole list. Here's how.

Deleting a Word

1. Press **LIST**.
2. Press **↓** to highlight "Delete a word".
3. Press **ENTER**.
Your Personal Word List appears.
4. Highlight a word.
5. Press **ENTER** to delete it.
6. Press **CLEAR** when done.

Erasing Your List

1. Press **LIST**.
2. Press **↓** to highlight "Erase the list".
3. Press **ENTER**.



```
View the French List: 1 word
Add a word
Delete the word list (Y/N)?
Erase the list
```

4. Press Y for yes.

✓ Adding Highlighted Words

You can also add words to your Personal Word List by highlighting them in definitions or correction lists. Then follow steps 2-5 on page 22.

Games

The French Professor has many games that are fun and educational. You should first select the game settings to customize them to your needs.

Selecting the Game Settings

1. Press **MENU**.
2. Highlight "Game Settings" under the Other menu.
3. Press **ENTER**.

The Words, Skill, Inflect, and Language menus appear. To select a setting, highlight it under a menu and then press **ENTER**. Your selection is marked with a check.

Words

This menu lets you choose the complexity of the words you want to play games with.

NOTE: You must have words in your Personal Word List to use the Personal Word List setting. TOEFL stands for Test of English as a Foreign Language.

Skill

You can also choose the skill level of the games.

Inflect

Here you choose between using root words only or using inflected forms.

Language

Choose to play with English or French words.

Selecting a Game

1. Press **GAMES**.
2. Highlight a game.
3. Press **ENTER** to start playing.

Hangman

You have five to nine guesses (#) at the mystery word (?) depending on the skill level. Type letters you think might be in the mystery word. If you're correct, they will take the place of the corresponding "?". If you guess the word, "You win!" and your man is free. If you don't, "Sorry, you lost", your man gets hanged. Your score will appear after each game.

Press **SPACE** to continue. Press **BACK** to select a new game or return from a definition.

Word Auction

You start with an amount of money determined by the skill level you chose. Beginners start with more money than Wizards. Each letter costs from \$1 to \$25. Each letter that you type, whether you're right or wrong, will cost you money. To buy a letter for \$25, press *. If you guess the word, the cash you have left will be added to the starting money of the next round. Press **ENTER** for the definition, or **SPACE** to continue.

Games

Word Blaster

Word Blaster is a speed spelling game. The speed is determined by the skill level. The question marks represent a word. Letters will randomly appear uncovering the question marks. Press **ENTER** when you think that you know the word. Then type the answer, and press **ENTER**. If you're wrong, you can either try again, press "?" for the answer, or press * for a quick peek. If you're correct, you win!! Your score will flash on the screen after each round. Press **SPACE** to continue.

Flashcards

Flashcards flashes words on the screen for you to define or spell. If you'd like to view the definitions of the word, press **ENTER**. Press **BACK** to return to Flashcards. If you don't want to find the definition, press **SPACE** to continue viewing words.

Word Train

All aboard the Word Train spelling game! This game is played between you and the French Professor. You take turns typing letters to form a word. The first to spell the word wins. Some abbreviations will be accepted such as "YMCA." Press **SPACE** to continue, or **ENTER** for the definition. Press **BACK** to return to Word Train.

Games

The following two games use French words only.

Gender Tutor

This game quizzes you on the gender of the French word. Type "m" if the word is masculine, or "f" if the word is feminine. The French Professor gives you a time limit for your answer. Beginners get more time than Wizards. Press **ENTER** to view the definition. Press **SPACE** to continue.

Conjumania

This game quizzes you on the conjugation of French verbs. You will see an infinitive and the inflection wanted. If you don't know the answer, press **?*** to see it. Press **ENTER** for the definition; press **BACK** to return to Conjumania. Press **SPACE** to continue.

✓ Help with Games

If you find you need help while in a game, press **HELP**. Press **↓** to scroll through the help text. Press **BACK** to return to your game.

Appendices

This section reviews key features of the Digital Book System.

Resetting the Digital Book System

If the keyboard fails to respond or if the screen performs erratically, first press **CLEAR** and then press **ON/OFF**. If nothing happens, hold **CLEAR** and press **ON/OFF**. If still nothing happens, press the recessed reset button on the back of the Digital Book System using a paper clip.

Sending Words Between Books

The French Professor, can send and receive words from certain other digital books.

1. Highlight a word in a digital book.

Read its User's Manual to learn how.

2. Hold and press **CARD.**

3. Press or to highlight the other icon.

4. Press **ENTER.**

The initial screen of the book that you selected appears with your word on it.

5. Press **ENTER again, if needed, to look up the word.**

Appendices

Replacing the Batteries

The DBS-1 and DBS-2 use four 3-volt, CR2032 lithium batteries. The DBS-2D uses four 1.5 volt, AA batteries.

- 1. Have new batteries ready.**
- 2. Turn the Digital Book System off.**
- 3. Slide the battery cover off the back.**
- 4. Remove all old batteries.**
- 5. Place new batteries in the cavities, with the +'s oriented correctly. (In the DBS-1 and DBS-2, the +'s should face up.)**
- 6. Replace the battery cover.**

✓ **Battery Precautions**

When you replace batteries, follow these precautions to avoid erasing information on your installed digital books:

- Replace the batteries before they lose power;
- Once batteries have been removed, install new ones within two minutes;
- Don't mix old and new batteries;
- Never remove batteries with the unit on.

Appendices

Protecting and Storing

- Don't touch the metal contacts on the back of your digital books or the rubber contacts in the book slots of the Digital Book System.
CAUTION: Touching the contacts with statically charged objects, including your fingers, could erase information that you entered in your installed digital books.
- Don't put excessive pressure or weight on your digital books or Digital Book System.
- Don't expose your digital books to extreme or prolonged heat, cold, or other adverse conditions.

When you're not using your Digital Book System, keep digital books or dummy books, if you have them, in its slots to prevent dust buildup.

Cleaning

To clean the digital books, apply isopropyl alcohol with a cotton swab.

To clean the Digital Book System, apply a mild household cleaner onto a soft cloth.

CAUTION: Spraying liquids directly on your Digital Book System could damage its circuitry.

Specifications

Model IC-123

- 250,000 vocabulary words
- Spell correction including inflections, Alphabetical Search, Accent Input, Question Mark key, and Asterisk key
- Search for Phrases, Automated Full Inflection, User List, Entry Language Selection and Message Language Selection
- Pick mode, word search expansion, and word search restriction by order and proximity
- Context sensitive Help Text, and Grammar Guide Text
- 7 word games: Hangman, Word Auction, Word Blaster, Flashcards, Word Train, Gender Tutor, and Conjumania
- Game scoring, adjustable skill levels for the games, choice of inflected or non-inflected verbs, and selectable word lists for the games
- Adjustable message language, shutoff time, and contrast
- Size: 2-1/4" x 1-1/4" x 1/4"
- Weight: 0 .3 oz.

Copyrights, Trademarks, and Patents

© 1993 Franklin Electronic Publishers, Inc.

Mt. Holly, N.J., 08060 U.S.A. All rights reserved.

Digital Book System is a registered trademark of Franklin.

© 1989 William Collins Sons & Co., Ltd.

All rights reserved.

© 1993 First Byte

Patents: 4,490,811; 4,830,618; 4,891,775; 5,113,340;
5,203,705; 5,218,536; 5,229,936.

European Patent: 0 136 379. Patents Pending

ISBN 1-56712-044-X

Limited Warranty (USA only)

FRANKLIN warrants to you that the DIGITAL BOOK will be free from defects in materials and workmanship for one year from purchase. In the case of such a defect in your DIGITAL BOOK, FRANKLIN will repair or replace it without charge on return, with purchase receipt, to the dealer from which you made your purchase or Franklin Electronic Publishers, Inc., 122 Burrs Road, Mt. Holly, NJ 08060, within one year of purchase. Alternatively, FRANKLIN may, at its option, refund your purchase price.

Data contained in the DIGITAL BOOK may be provided under license to FRANKLIN. FRANKLIN makes no warranty with respect to the accuracy of data in the DIGITAL BOOK. No warranty is made that the DIGITAL BOOK will run uninterrupted or error free. You assume all risk of any damage or loss from your use of the DIGITAL BOOK.

This warranty does not apply if, in the sole discretion of FRANKLIN, the DIGITAL BOOK has been tampered with, damaged by accident, abuse, misuse, or misapplication, or as a result of service or modification by any party, including any dealer, other than FRANKLIN. This warranty applies only to products manufactured by or for FRANKLIN. Batteries, corrosion or battery contacts and any damage caused by batteries are not covered by this warranty. NO FRANKLIN DEALER, AGENT, OR EMPLOYEE IS AUTHORIZED TO MAKE ANY ADDITIONAL WARRANTY IN THIS REGARD OR TO MAKE ANY MODIFICATION OR EXTENSION OF THIS EXPRESS WARRANTY.

THE FOREGOING WARRANTY IS EXCLUSIVE AND IS IN LIEU OF ALL OTHER EXPRESS OR IMPLIED WARRANTIES, WRITTEN OR ORAL, INCLUDING, BUT NOT LIMITED TO, WARRANTIES OF MERCHANTABILITY OR FITNESS FOR A PARTICULAR PURPOSE. YOUR SOLE AND EXCLUSIVE REMEDY SHALL BE FRANKLIN'S OBLIGATION TO REPLACE OR REFUND AS SET FORTH ABOVE IN THIS WARRANTY. Some States do not allow the exclusion of implied warranties, or limitations on how long a warranty lasts. This warranty gives you specific rights; you may also have additional rights which vary from State to State. This warranty shall not be applicable to the extent that enforcement of any provision may be prohibited by applicable law.

FRANKLIN SHALL IN NO EVENT BE LIABLE TO YOU OR TO ANY OTHER PERSON FOR ANY SPECIAL, INCIDENTAL, OR CONSEQUENTIAL DAMAGES, OR ANY OTHER INDIRECT LOSS OR DAMAGE, ARISING OUT OF YOUR PURCHASE, THE MANUFACTURE OR SALE OF THE DIGITAL BOOK, THIS LICENSE, OR ANY OBLIGATION RESULTING THEREFROM OR THE USE OR PERFORMANCE OF THE DIGITAL BOOK UNDER ANY LEGAL THEORY, WHETHER BREACH OF CONTRACT, TORT, STRICT LIABILITY OR ANY OTHER CAUSE OF ACTION OR PROCEEDING, WHICH DAMAGES SHALL INCLUDE, BUT NOT BE LIMITED TO, LOST PROFITS, DAMAGES TO PROPERTY, OR PERSONAL INJURY (BUT ONLY TO THE EXTENT PERMITTED BY LAW). FRANKLIN'S ENTIRE LIABILITY FOR ANY CLAIM OR LOSS, DAMAGE, OR EXPENSE FROM ANY SUCH CAUSE SHALL IN NO EVENT EXCEED THE PRICE PAID FOR THE DIGITAL BOOK. THIS CLAUSE SHALL SURVIVE FAILURE OF AN EXCLUSIVE REMEDY.

This license and warranty is governed by the laws of the United States and the State of New Jersey.

FRANKLIN ELECTRONIC PUBLISHERS, INC.
ATTN: CUSTOMER SUPPORT
122 BURRS ROAD
MT. HOLLY, NJ 08060

Index

Alpha Search 13

Arrow Keys 4

flashing arrows 13

using them 6

Asterisk

see Matchmaker Key
18

Auto Shutoff

setting 8

BACK Key 4

Batteries

precautions 29

replacing 29

saving 8

[Brackets]

understanding 9

CARD Key 4

Cleaning

your Digital Book
System 30

CLEAR Key 4

Copyrights 31

Demonstration

stopping 7

viewing 7

Dictionary

English French 9

French English 10

Digital Book System

cleaning 30

protecting & storing
30

resetting 28

sending books 28

ENTER Key 4

Flashcards Game 26

Game Settings 24

Games

Conjumania 27

Flashcards 26

Gender Tutor 27

Hangman 25

Word Auction 25

Word Blaster 26

Word Train 26

GAMES Key 4

Gender Tutor Game
27

GOLD Key

accenting 18

paging 10

sending words 28

zooming with arrows
6

Index

- Hangman Game** 25
- HELP Key** 4
 - using it 6
 - with games 27
 - within inflections 21
- Inflections**
 - adjectives 19
 - nouns 19
 - using with HELP Key 21
 - verbs 20
 - verbs listed 21
- Installing**
 - a digital book 5
 - batteries 29
- Key Guide** 4
- License Agreement** 1
- LIST Key** 4
- Looking Up Words**
 - before or after yours 10
 - English phrases 11
 - French phrases 12
 - French to English 10
- Matchmaker Key** 4
 - using 18
- MENU Key** 4
- Message Language**
 - choosing 8
- ON/OFF Key** 4
- Paging**
 - screen by screen 6
- Patents** 31
- Personal Word List**
 - deleting a word 23
 - erasing it 23
 - getting more 21
- Question Mark Key** 4
 - using 17
- Resetting** 28
- Scrolling**
 - with the arrow keys 6
- Sending Words**
 - to another book 28
- SHIFT Key** 4
- Shutoff**
 - setting 8
- SPEC Key** 4
- Specifications** 31
- Spelling**
 - correcting 16

Index

using Matchmaker

18

using Question Mark

Key 17

Trademarks 31

Translating Phrases

English 11

French 12

Translating Words

French to English

10

Tutorial

function of the keys

6

Warranty 32

Word Blaster Game

26

Word Train Game 26

Franklin[®]

Electronic Publishers

Mount Holly, NJ 08060