

IC-157



DIGITAL BOOK[▲]

Franklin[®]

**Speech
Card**

User's Manual

License Agreement

READ THIS LICENSE AGREEMENT BEFORE USING THE DIGITAL BOOK. YOUR USE OF THE DIGITAL BOOK DEEMS THAT YOU ACCEPT THE TERMS OF THIS LICENSE. IF YOU DO NOT AGREE WITH THESE TERMS, YOU MAY RETURN THIS PACKAGE WITH PURCHASE RECEIPT TO THE DEALER FROM WHICH YOU PURCHASED THE DIGITAL BOOK AND YOUR PURCHASE PRICE WILL BE REFUNDED. DIGITAL BOOK means the software product and documentation found in this package and FRANKLIN means Franklin Electronic Publishers, Inc.

LIMITED USE LICENSE

All rights in the DIGITAL BOOK remain the property of FRANKLIN. Through your purchase, FRANKLIN grants you a personal and nonexclusive license to use the DIGITAL BOOK on a single FRANKLIN Digital Book System at a time. You may not make any copies of the DIGITAL BOOK or of the data stored therein, whether in electronic or print format. Such copying would be in violation of applicable copyright laws. Further, you may not modify, adapt, disassemble, decompile, translate, create derivative works of, or in any way reverse engineer the DIGITAL BOOK. You may not export or reexport, directly or indirectly, the DIGITAL BOOK without compliance with appropriate governmental regulations. The DIGITAL BOOK contains Franklin's confidential and propriety information which you agree to take adequate steps to protect from unauthorized disclosure or use. This license is effective until terminated. This license terminates immediately without notice from FRANKLIN if you fail to comply with any provision of this license.

Contents

License Agreement	1
Contents	2
Introduction	3
Key Guide	4
Installing the Digital Book	5
Viewing a Demonstration	6
Pronouncing Words	7
Pronouncing Phrases & Sentences ..	9
Using Words from Other Books	10
Using the Digital Book System	11
Limited Warranty	13
Product Specifications	14
Index	15

✓ About the Screen Illustrations

Some screen illustrations in this User's Manual may vary slightly from what you see on screen. These variations do not mean that this digital book or your Digital Book System is malfunctioning.

Introduction

The DBS Speech Card's purpose is to pronounce English words. It is designed for people who are speaking English for the first time, people who speak English as a second language, and people who want to hear correct pronunciation of English words and phrases.

The three main functions you will perform with the Speech Card are the following...

- pronunciation of more than 48,000 different words and word forms;
- pronunciation of word phrases and whole sentences;
- pronunciation of words imported from other digital books.

















This Speech Card can be used with the Oxford Student's Bilingual Dictionary series; as well as most other Franklin digital books.

✓ Using the Audio System

Make sure that your Digital Book System has audio capabilities, like the DBS-2 and the DBS-2D, that either have speakers or have an earphone jack. If earphones are necessary, make sure that you plug them into the jack before using this digital book.

Key Guide

Function Keys

	Pronounce the typed word, phrase, or sentence. (Not all Digital Book Systems have this key.)
	Pronounce the typed word, phrase, or sentence.
	Pronounce the typed word, phrase, or sentence
	Back up (e.g., erase a typed letter).
	Exit the selected digital book.
	Clear a word, phrase, or sentence.
	No effect.
	Display an appropriate help message.
	No effect.
	No effect.
	No effect
	Turn the Digital Book System on or off.
	Type capitals or punctuation.
	Type a space.
 +  *	Exit the selected digital book, taking the selected text.

** Hold the gold key while pressing the other key.*

Installing the Digital Book

You must install the digital book in your Digital Book System before you can use it.

WARNING: Never install a digital book when the Digital Book System is on. If you do, information that you entered in any other installed digital book may be erased.

1. Turn off the Digital Book System.
2. Install the digital book into a slot on the back.
3. Press **ON/OFF**.
4. If needed, turn the wheel on the side of the Digital Book System to adjust the screen contrast.
If the screen is still blank, check the batteries.
5. Press **CARD**.
6. Press **←** or **→** to highlight the DBS Speech Card icon, if needed.



7. Press **ENTER** to select it.

✓ Resuming Where You Left Off

Should you forget to turn off the Digital Book System while using this digital book, the system will automatically shut off after a few minutes. Assuming that the demo is turned off, the screen that you last used will appear turn the system on again.

Viewing a Demonstration

When you start the DBS Speech Card, you will be shown a brief demonstration on how to use the product. First time users should view the whole demonstration to see how the Speech Card works.

1. Press **ON/OFF** to turn on.
2. Select the Franklin Speech Card icon, if necessary.
3. If you wish to stop demo, press **CLEAR**.
4. Type **DEMO** and press **ENTER** to disable the demo.
Disabling the Demo will allow you to skip the demo when starting the Speech Card.
5. Type **DEMO** and press **ENTER** to enable the demo.

✓ Adjusting the Controls

• Volume

The volume dial is found on the side of the product. Turning the dial adjusts the volume..

• Screen Contrast

The contrast change dial is also found on the side of the product. Turn the dial clockwise or counter-clockwise to adjust the contrast to your liking.

Pronouncing Words

The most basic use of the DBS Speech Card is to type a word to hear its pronunciation.

1. Type the word you wish to hear pronounced.

Type in a word or phrase, then press **ENTER** to hear it pronounced:

cauldron

The Franklin Speech Card does **not** spell-check your entries. If you misspell a word you will see a *Pronunciation not available* error message. This message will also appear if the word that you typed is not in the Speech Card's word list.

2. Press **SAY**, **ENTER**, or **SPEC** to hear the word pronounced.
3. To hear the word repeated, press **SAY**, **ENTER**, or **SPEC**.
4. To edit the word, press **BACK** to erase letters and then type the letters you wish.
5. Press **CLEAR** to clear the entry.

✓ Help is at Hand

You can view a help message any time by pressing **HELP**. The messages will give you instructions on how to use this digital book. Press **SPACE** to go to the next page of help. To exit the help text press **BACK**.

✓ Using Punctuation and Capitalization

- **Apostrophes**

The Speech Card does recognize conjunctions: (e.g. can't, wouldn't, it's). The apostrophe is typed by holding **(SHIFT)** and pressing **(')**. However, the Speech Card does not pronounce possessives using an apostrophe, like woman's, players', their's.

- **Periods**

There are some abbreviations that the Speech Card recognizes. Mostly these are titles such as Mr., Mrs., and Ms..

- **Hyphens**

The Speech Card recognizes words that require the use of a hyphen in the word itself: (e.g. father-in-law, first-rate, cross-reference). The hyphen is typed by holding **(SHIFT)** and pressing **(-)**. Be careful with this function; if the word does not require a hyphen then the word will not be recognized.

- **Capitals**

You can type capitals with this digital book by holding the **(SHIFT)** key and pressing the letter you wish to have capitalized. The Speech Card will only recognize a word if the first letter is capitalized.

Pronouncing Phrases & Sentences

Another function of the Speech Card is to pronounce sentences. It can say up to eight words having no more than thirty characters, including spaces.

1. Type the sentence that you wish to hear pronounced without sentence punctuation.

Type in a word or phrase, then press **ENTER** to hear it pronounced:

The ferrets found the crackers

2. Press **SAY**, **ENTER**, or **SPEC** to hear the sentence pronounced.
3. To hear the sentence repeated, press **SAY**, **ENTER**, or **SPEC**.
4. To edit the sentence, press **BACK** to erase any letters and type the letters you wish.
5. Press **CLEAR** to clear the words.

✓ Sentences vs. Phrases

The Speech Card does not differentiate phrases from complete sentences. Therefore, you can type any kind of phrase you want and it will pronounce each word, as long as it recognizes each word.

Type in a word or phrase, then press **ENTER** to hear it pronounced:

dogs pigs mice and sheep

Pronouncing Words from Other Books

You can send words from other Digital Books to the Speech Card to be spoken. This is very useful when used with Oxford Student's Dictionary Bilingual Dictionaries. You can look up words in another language, see the English translation, and hear the English pronunciation all within the Digital Book System.

1. Press **CARD**.
2. Highlight the card from which you wish to send a word.
3. From within text, press **ENTER** to turn on highlighting.
4. Use the arrow keys to highlight the word you wish to send to the Speech Card.
5. Hold **○** and press **CARD**.
6. Highlight the Franklin Speech Card icon.
7. Press **ENTER** to send the word to the Speech Card and hear it pronounced.
8. You may return to the Digital Book from which you sent the word by pressing **CARD**, **←** or **→**, and **ENTER**.

► Resetting the Digital Book System

To reset the Digital Book System, either hold **CLEAR** while pressing **ON/OFF**, or press the recessed reset button on the back of the Digital Book System. (Read its *Basic Operating Guide* for details.)

WARNING: Resetting the Digital Book System permanently erases information, such as notes and default settings, that you have entered in the installed digital books.

If the keyboard fails to respond or if the screen performs erratically, you can press **CLEAR** and then press **ON/OFF** rather than resetting the Digital Book System. If nothing happens, then reset.

► Protecting and Cleaning

- Do not bring statically charged objects in touch with the metal contacts on the back of digital books or the rubber contacts on the Digital Book System. Statically charged objects may erase information that you entered in the digital books.
- Do not put excessive weight on digital books or the Digital Book System or expose them to extreme or prolonged heat, cold, or other adverse conditions.
- To clean digital books, apply isopropyl alcohol with a cotton swab. To clean the Digital Book System, apply a mild household cleaner with a soft cloth.
CAUTION: Spraying liquids on digital books or the Digital Book System may damage them.

► **Replacing the Batteries**

The DBS-1 and DBS-2 use four 3-volt, CR2032 lithium batteries. The DBS-2D uses four 1.5-volt, AA batteries.

- 1. Have new batteries on hand.**
- 2. Turn the Digital Book System off.**
- 3. Slide the battery cover off the back.**
- 4. Remove all the batteries.**
- 5. Place new batteries in the cavities, with their pluses oriented correctly.**

In the DBS-1 and DBS-2 the pluses should face you.

- 6. Replace the battery cover.**

✓ **Battery Precautions**

When you replace batteries, follow these precautions to avoid erasing information in any installed digital books.

- Replace the batteries before they lose all power.
- Never remove the batteries while the Digital Book System is on.
- Once the batteries have been removed, install new ones within two minutes.
- Never mix old and new batteries.

Limited Warranty

FRANKLIN warrants to you that the DIGITAL BOOK will be free from defects in materials and workmanship for one year from purchase. In the case of such a defect in your DIGITAL BOOK, FRANKLIN will repair or replace it without charge on return, with purchase receipt, to the dealer from which you made your purchase or Franklin Electronic Publishers, Inc., 122 Burrs Road, Mt. Holly, NJ 08060, within one year of purchase. Alternatively, FRANKLIN may, at its option, refund your purchase price.

Data contained in the DIGITAL BOOK may be provided under license to FRANKLIN. FRANKLIN makes no warranty with respect to the accuracy of data in the DIGITAL BOOK. No warranty is made that the DIGITAL BOOK will run uninterrupted or error free. You assume all risk of any damage or loss from your use of the DIGITAL BOOK.

This warranty does not apply if, in the sole discretion of FRANKLIN, the DIGITAL BOOK has been tampered with, damaged by accident, abuse, misuse, or misapplication, or as a result of service or modification by any party, including any dealer, other than FRANKLIN. This warranty applies only to products manufactured by or for FRANKLIN. Batteries, corrosion or battery contacts and any damage caused by batteries are not covered by this warranty. NO FRANKLIN DEALER, AGENT, OR EMPLOYEE IS AUTHORIZED TO MAKE ANY ADDITIONAL WARRANTY IN THIS REGARD OR TO MAKE ANY MODIFICATION OR EXTENSION OF THIS EXPRESS WARRANTY.

THE FOREGOING WARRANTY IS EXCLUSIVE AND IS IN LIEU OF ALL OTHER EXPRESS OR IMPLIED WARRANTIES, WRITTEN OR ORAL, INCLUDING, BUT NOT LIMITED TO, WARRANTIES OF MERCHANTABILITY OR FITNESS FOR A PARTICULAR PURPOSE. YOUR SOLE AND EXCLUSIVE REMEDY SHALL BE FRANKLIN'S OBLIGATION TO REPLACE OR REFUND AS SET FORTH ABOVE IN THIS WARRANTY. Some States do not allow the exclusion of implied warranties, or limitations on how long a warranty lasts. This warranty gives you specific rights; you may also have additional rights which vary from State to State. This warranty shall not be applicable to the extent that enforcement of any provision may be prohibited by applicable law.

FRANKLIN SHALL IN NO EVENT BE LIABLE TO YOU OR TO ANY OTHER PERSON FOR ANY SPECIAL, INCIDENTAL, OR CONSEQUENTIAL DAMAGES, OR ANY OTHER INDIRECT LOSS OR DAMAGE, ARISING OUT OF YOUR PURCHASE, THE MANUFACTURE OR SALE OF THE DIGITAL BOOK, THIS LICENSE, OR ANY

OBLIGATION RESULTING THEREFROM OR THE USE OR PERFORMANCE OF THE DIGITAL BOOK UNDER ANY LEGAL THEORY, WHETHER BREACH OF CONTRACT, TORT, STRICT LIABILITY OR ANY OTHER CAUSE OF ACTION OR PROCEEDING, WHICH DAMAGES SHALL INCLUDE, BUT NOT BE LIMITED TO, LOST PROFITS, DAMAGES TO PROPERTY, OR PERSONAL INJURY (BUT ONLY TO THE EXTENT PERMITTED BY LAW). FRANKLIN'S ENTIRE LIABILITY FOR ANY CLAIM OR LOSS, DAMAGE, OR EXPENSE FROM ANY SUCH CAUSE SHALL IN NO EVENT EXCEED THE PRICE PAID FOR THE DIGITAL BOOK. THIS CLAUSE SHALL SURVIVE FAILURE OF AN EXCLUSIVE REMEDY.

This license and warranty is governed by the laws of the United States and the State of New Jersey.

Product Specifications

Model IC-157

- Size: 2-1/4" x 1-1/4" x 1/4"
- Weight: 0.3 oz.

Customer Service

If you have a problem with this digital book, refer to the limited warranty information. If you purchased this digital book outside the United States, contact the place of purchase to obtain warranty or repair information.

Copyrights, Trademarks, Patents, and ISBN

© 1995 Franklin Electronic Publishers, Inc. Mt. Holly, N.J., 08060 U.S. All rights reserved.

© 1993 First Byte. All rights reserved.

Digital Book System is a registered trademark of Franklin.

U.S. Patents: 4,406,626; 5,229,936

European Patent: 0 136 379

DES 348, 439; DES 349, 281

Patents Pending.

ISBN 1-56712-185-3

Index

About the screen illustrations 2

Adjusting

controls 6

screen contrast 6

volume 6

Apostrophes 8

Audio System 3

Auto-resume feature 5

Batteries, replacing 12

Capitals 8

Cleaning 11

Copyrights 14

Customer service 14

Demonstration, viewing 6

Digital Book System

cleaning 11

protecting 11

resetting 11

Disabling a demo 6

Function Keys 4

Help 7

Highlighting 5

Hyphens 8

Installing the digital book 5

Key Guide 4

License Agreement 1

Limited Warranty 13

Patents 14

Periods 8

Index

- Phrases 9**
- Pronouncing**
 - sentences 9
 - words 7
- Pronouncing words from other books 10**
- Protecting and cleaning 11**
- Replacing the batteries 12**
- Resetting the Digital Book System 11**
- Resuming use of digital book (Auto-resume feature) 5**
- Screen illustrations 2**
- Sentence, limitation 9**
- Sentences, pronouncing 9**
- Specifications 14**
- Stopping a demo 6**
- Trademarks 14**
- Using Punctuation and Capitalization 8**
- Using the Audio System 3**
- Viewing a Demo 6**
- Volume 6**
- Warranty 13**
- Words from other books 10**
- Words, pronouncing 9**

Franklin®
Electronic Publishers